



# ENGINEERED FOR PRECISION

Moore & Wright's  
Complete Range



**BOWERS GROUP**

# Contents



Moore & Wright	Page No.
Hand Tools	5
Height Gauging	103
Levelling	111
Workshop Tools	119
Material Testing	155
Bore Gauging	173
Inspection	177



”

Moore & Wright hand tools are the backbone of precision and have been invaluable in the manufacturing of Robert Sorby's woodworking tools. With the exceptional accuracy and reliability, these tools enable our craftsmen to create the finest quality products that stand the test of time. Our partnership with Bowers Group is longstanding and the continued support from the team is second-to-none.

**Mark Furniss - Quality & Technical Engineer - Robert Sorby**

# Moore & Wright

# Contents



# Hand Tools

Contents	Page No.
<b>M&amp;W Calipers</b>	
Digital Pocket Caliper 110 Series	9
Polycarbonate Digital Caliper	10
Workshop Digital Caliper 110-DBL Series	11
Fractional Reading Digital Caliper DFC Series	12
Digital Dial Caliper 148-15D	13
Carbon Fibre Caliper 153 DDL-Series	15
Large Digital Workshop Caliper 150 Series	17
5 Heavy Duty Digital Workshop Caliper 160-D Series	18
Digital Long Jaw Caliper 110-DLJ Series	19
Digital Caliper with Interchangeable Anvils	20
Long Jaw Heavy Duty Digital Workshop Caliper 160-D Series	21
Plastic Digital Caliper	22
Digital Depth Gauge Caliper 170-DB Series	23
Digital Depth Gauge Caliper 170-DH Series With Hook	24
Digital External Groove IP54 Caliper	25
Digital Inside Groove Caliper 125-20DABS Series	26
IP54 Water Resistant Caliper	27
Dial Caliper	28
Workshop Vernier Caliper 100 Series	29
Workshop Vernier Caliper 105 Series	30

Contents	Page No.
<b>M&amp;W Calipers</b>	
Precision Vernier Caliper 110 Series	31
Fine Adjustment Vernier Caliper 111 Series	32
Precision Miniature Vernier Caliper 110 Series	33
Workshop Vernier Caliper 160 Series	34
Thumb Lock Vernier Caliper 115 Series	35
Large Workshop Vernier Caliper 150 Series	36
Plastic Dial Caliper	37
Vernier Depth Gauge 170 Series	38
Internal Digital Caliper	39
External Digital Caliper	40
Digital Engineers' Set	41
Engineers' Rule Set	42

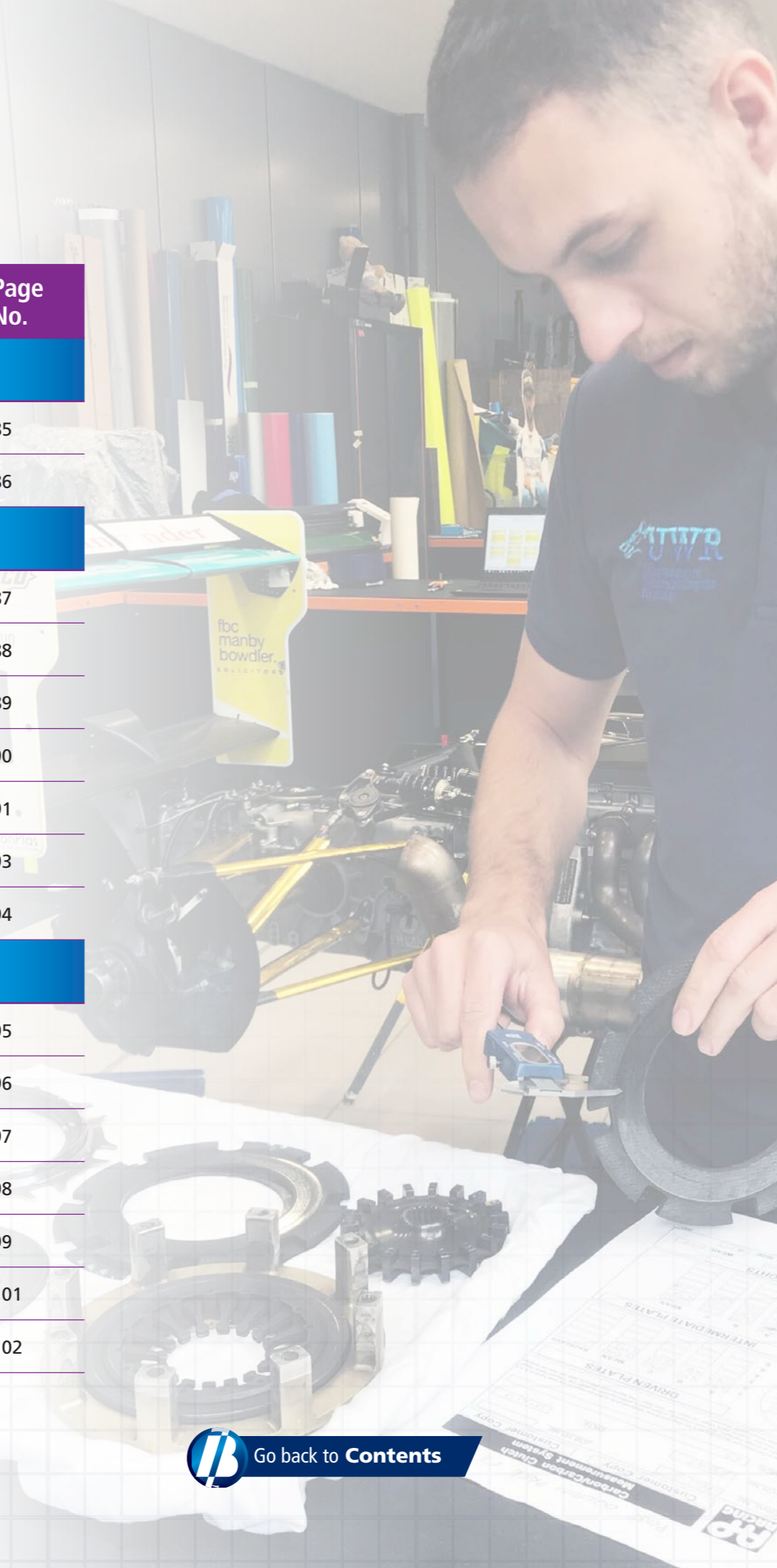
Contents	Page No.
<b>M&amp;W Micrometers</b>	
Digital External Micrometer IP65	43
Digital Absolute Snap Micrometer - 202 Series	44
Workshop Digital Micrometer - 200 Series	45
Digital External Micrometer - 201 Series	46
Digital Tube Micrometer - 255-DDL Series	47
Workshop Digital Point Micrometer - 270 Series	48
Digital Depth Micrometer 305-DDL Series	49
Digital Micrometer Head 312 Series	50
Digital Internal Micrometer	51
Digital Inside Micrometer - 280-DDL Series	52
Traditional External Micrometer 1961 Series	53
External Micrometer 200 Series	54
Workshop Outside Micrometer 200 Series	55
Traditional External Micrometer 1965 Series	56
Mechanical Digit Outside Micrometer 230 Series	57
Workshop Blade Micrometer 275 Series	58
Traditional External Micrometers 966 Series	59
Workshop External Micrometer Set 215 Series	61
Micrometer with Interchangeable Anvils 217 Series	62
Large Adjustable External Metric Micrometer 220 Series	63

# Contents




Contents	Page No.
<b>M&amp;W Micrometers</b>	
Small Micrometer Head - 310 Series	64
Tube Micrometer - 255 Series	65
Point Micrometer - 270 Series	66
Traditional Depth Micrometer	67
Micrometer Stand	68
Large Adjustable External Digital Micrometer - 220 Series	69
Analogue Indicating Snap Micrometer	70
Digital Snap Gauge Micrometer	71
Traditional Internal Micrometers - 900 Series	73
Tubular Internal Micrometer - 300 Series	74
Caliper Type Inside Micrometer - 280 Series	75
Standard Micrometer Head - 310 Series	76
<b>M&amp;W Indicators</b>	
Digital Indicator - 405 Series	77
Digital Absolute Indicator - 430-DABS Series	78
Dial Indicator - 401 Series	79
Dial Test Indicator - 420 Series	80
Dial Indicator - 400 Series	81
Dial Test Indicator - 421 Series	83
Dial Test Indicator - 422 Series	84

Contents	Page No.
<b>M&amp;W Indicators</b>	
Universal Centre Finder with Indicator	85
Dial Test Indicator Accessories	86
<b>M&amp;W Indicator Stands</b>	
Magnetic Indicator Stand - 475 Series	87
Magnetic Indicator Stand - 470 Series	88
Flexible Magnetic Base - 496 Series	89
Hydraulic Magnetic Base - 485 Series	90
Articulating Magnetic Base with Fine Adjustment - 477 Series	91
Magnetic Base and Indicator Set	93
Magnetic Base and Indicator Set	94
<b>M&amp;W Protractors &amp; Combination Sets</b>	
Universal Bevel Protractor	95
Dial Bevel Protractor	96
Protractor With Rule - 946 Series	97
Digital Protractor	98
Digital Combination Set 4pc	99
Traditional Precision Combination Set - CSME12 - Metric/Imperial	101
Workshop Combination Set - 521 Series	102



# Hand Tools

 [Go back to Contents](#)



# Digital Pocket Caliper 110 Series

## At a Glance



Range up to 100mm / 4"

## Features

- Digital Functions: mm/inch conversion, on / off, ZERO setting
- 4-way measurement
- All metal parts made of hardened steel



### Digital Pocket Caliper - 110 Series

Code No	Range (mm)	Range (inch)	Resolution (mm)	Resolution (inch)	Jaw (mm)
MW110-10DPT	0-100	0-4	0.01	0.0005	30



# Polycarbonate Digital Caliper


## At a Glance



Range up to 150mm / 6"

## Features

- Functions: ABS / INC (absolute and incremental), zero setting, auto power off
- Four way measurement of inner and outer dimensions, step and depth
- Polycarbonate frame for light weight daily use
- Reading options: metric (mm) / imperial (inches)
- Locking screw for position hold
- CR2032 battery
- Supplied in a vinyl case



### Polycarbonate Digital Caliper - Metric

Code No	Range (mm)	Resolution (mm)	Accuracy (mm)	Jaws (mm)
MW110-15DPC	0-150	0.01	0.2	40

### Polycarbonate Digital Caliper - Imperial

Code No	Range (inch)	Resolution (inch)	Accuracy (inch)	Jaws (inch)
MW110-15DPC	0-6	0.0005	0.008	1.57



## Visit our Website

For more information please click here



Go back to **Contents**



**BOWERS GROUP**



# Workshop Digital Caliper 110-DBL Series

## At a Glance



Range up to 300mm / 12"

## Features

- Functions: ABS / INC (absolute and incremental), zero setting, on/off auto power off
- Reading options: metric (mm) / imperial (inches)
- Four way measurement of inner and outer dimensions, step and depth
- All metal parts are of hardened stainless steel
- Thumb wheel for fine adjustment
- Locking screw for position hold
- Compliant with standard DIN 862
- CR2032 battery
- Supplied in a protective case



MW110-15DBL

### Workshop Digital Caliper - 110-DBL Series - Metric

Code No	Range (mm)	Resolution (mm)	Accuracy (mm)	Jaws (mm)
MW110-15DBL	0-150	0.01	0.02	40
MW110-20DBL	0-200	0.01	0.03	50
MW110-30DBL	0-300	0.01	0.03	60

### Workshop Digital Caliper - 110-DBL Series - Imperial

Code No	Range (inch)	Resolution (inch)
MW110-15DBL	0-6	0.0005
MW110-20DBL	0-8	0.0005
MW110-30DBL	0-12	0.0005



## Visit our Website

For more information please click here



# Fractional Reading Digital Caliper DFC Series

## At a Glance




Range up to 300mm / 12"

- Extra large, easy-to-read LCD display
- High measuring speed: 120" per second

## Features

- Functions: decimal / fraction, zero setting, auto power off
- Reading options: metric (mm) / imperial (inches and fractions)
- Four way measurement of inner and outer dimensions, step and depth
- Stainless steel frame with extra smooth movements
- Thumb wheel for fine adjustment
- Locking screw for position hold
- CR2032 battery
- Supplied in a protective case



MW110-15DFC



mm

Inch

Fraction

### Fractional Reading Digital Caliper - Metric

Code No	Range (mm)	Resolution (mm)	Accuracy (mm)	Jaws (mm)
MW110-15DFC	0-150	0.01	0.03	40
MW110-20DFC	0-200	0.01	0.03	50
MW110-30DFC	0-300	0.01	0.03	60

### Fractional Reading Digital Caliper - Imperial

Code No	Range (inch)	Resolution (inch)
MW110-15DFC	0-6	0.0005 / 1/128
MW110-20DFC	0-8	0.0005 / 1/128
MW110-30DFC	0-12	0.0005 / 1/128





# Digital Dial Caliper

## At a Glance



Range up to 50mm / 6"



Water and dust resistant to IP67 specification

## Features

- Large backlit colour LCD display within a metal housing
- Measurement can be displayed as a dial, as digits, or both combined
- Configuration menu including multiple brightness and time off settings
- Wireless data transfer for data export direct to a spreadsheet or other (Excel, Word, Notepad)
- Tolerance settings with Go / No Go indication via green / red numeric display
- Internal lithium battery rechargeable via magnetically secured charging port to USB
- Fine lapping on hardened stainless steel beam for smooth movement
- IP67 ingress protection
- Supplied in a protective case



Visit our Website

For more information please click here

# Digital Dial Caliper



The Moore & Wright Digital Dial Caliper is a precision measuring tool designed for professionals who demand accuracy and reliability. This waterproof caliper features a circular LED colour screen with a backlit display, ensuring visibility in any lighting condition. With an IP67 rating, it's protected against dust and water, making it ideal for challenging environments.

## Digital Dial Caliper 0-150mm


Code No.	Description	Range (mm/inch)	Resolution (mm/inch)	Accuracy (mm/inch)	Jaw Length (mm)
MW148-15D	Digital Dial Caliper 0-150mm	0-150 / 0-6	0.01mm/ 0.0005/ 1/128	0.02 /0.001	40






# Carbon Fibre Caliper

## At a Glance

 Range up to 1500mm / 60"

 Protected from dust and low-pressure water jets to IP65 specification

## Features

- Reinforced carbon fibre for reduced weight and ease of use
- Extended length caliper options for measuring larger dimensions
- Large backlit colour LCD display
- Selectable as metric or imperial display, both scales etched on beam
- Absolute and incremental functions with measurement hold
- Configurable offset, with option to switch between absolute value or offset value
- Locking screw to hold position and prevent movement
- Self power off when unused for some time
- 3V lithium battery CR2032, estimated battery life > 1 year
- IP65 ingress protection
- Supplied in a protective metal case with foam padding

The Moore & Wright Carbon Fibre Caliper is the ultimate tool for precision measurement of large dimensions of up to 1.5 meters. Crafted from lightweight reinforced carbon fibre, this caliper ensures easy handling without compromising durability.

Its waterproof design, rated IP65, makes it ideal for use in the presence of coolant or cutting oil, enhancing reliability in industrial settings.



# Carbon Fibre Caliper



## Carbon Fibre Caliper Specification

Code No.	Description	Range (mm)/inch	Jaw Length (mm)	Resolution (mm/inch)	Accuracy (mm/inch)	Weight (kg)
MW153-60DDL	Carbon Fibre Caliper 0-600mm	0-600 /0-24	138	0.01 /0.0005	0.05 /0.002	1.27
MW153-75DDL	Carbon Fibre Caliper 0-1000mm	0-1000 /0-40	138	0.01 /0.0005	0.06 /0.0025	1.5
MW153-80DDL	Carbon Fibre Caliper 0-1500mm	0-1500 /0-60	150	0.01 /0.0005	0.13 /0.0055	2

Equipped with an advanced inductive measuring system, this caliper delivers measurements with a resolution of 0.01 mm (0.0005 inch) with a remarkable response time of 3.2 m/s.

Powered by a long-lasting CR2032 lithium battery, the Moore & Wright Carbon Fibre Caliper is a must-have for professionals seeking accuracy and efficiency in their measurement tasks.




Visit our Website

For more information please click here



# Large Digital Workshop Caliper 150 Series

## At a Glance

 Range up to 1000mm / 40"

- Digital functions: mm / inch conversion, on/off, data-output, zero-setting, ABS / zero, battery low indication

## Features

- Digital functions: mm / inch conversion, on/off, data-output, zero-setting, ABS / zero, battery low indication
- Long jaws with internal measuring nibs
- Ground micro-lapped measuring surfaces
- Thumb wheel for fine adjustment



MW150-50DDL

### Large Digital Workshop Caliper - 150 Series - Metric

Code No	Range (mm)	Resolution (mm)	Accuracy (mm)	Jaws (mm)	Internal Nibs (mm)
MW150-50DDL	0-500	0.01	±0.05	100	18 x 10
MW150-60DDL	0-600	0.01	±0.05	100	24 x 10
MW150-75DDL	0-1000	0.01	±0.07	125	24 x 10

### Large Digital Workshop Caliper - 150 Series - Imperial

Code No	Range (inch)	Resolution (inch)
MW150-50DDL	0-20	0.0005
MW150-60DDL	0-24	0.0005
MW150-75DDL	0-40	0.0005


[Visit our Website](#)

For more information please click here



# Heavy Duty Digital Workshop Caliper 160-D Series


## At a Glance

 Range up to 300mm / 12"

- Heavy duty design

## Features

- Digital functions: mm / inch conversion, on/off, zero-setting, battery low indication
- Standard jaws with nibs for internal measuring, top knife jaws for external measuring
- Ground micro-lapped measuring surfaces
- Thumb wheel for fine adjustment



MW160-20D

### Heavy Duty Digital Workshop Caliper - 160-D Series - Metric

Code No	Range (mm)	Resolution (mm)	Accuracy (mm)	Jaws (mm)	External Knife Edge (mm)	Internal Nibs (mm)
MW160-20D	0-200	0.01	±0.03	60	12	33.5 x 5
MW160-30D	0-300	0.01	±0.04	60	12	38 x 5

### Heavy Duty Digital Workshop Caliper - 160-D Series - Imperial

Code No	Range (inch)	Resolution (inch)
MW160-20D	0-8	0.0005
MW160-30D	0-12	0.0005



# Digital Long Jaw Caliper 110-DLJ Series

## At a Glance



Range up to 150mm / 6"

## Features

- Digital functions: mm / inch conversion, on/off, zero-setting, ABS / zero, battery low indication
- Heavy duty design
- Long jaws with internal measuring nibs
- Ground micro-lapped measuring surfaces
- Thumb wheel for fine adjustment



### Digital Long Jaw Caliper - 110-DLJ Series - Metric

Code No	Range (mm)	Resolution (mm)	Accuracy (mm)	Jaws	Internal Nibs
MW110-15DLJ	0-150	0.01	±0.03	60mm	10 x 5mm

### Digital Long Jaw Caliper - 110-DLJ Series - Imperial

Code No	Range (inch)	Resolution (inch)
MW110-15DLJ	0-6	0.0005

## Visit our Website

For more information please click here



# Digital Caliper with Interchangeable Anvils

## At a Glance




Range up to 300mm / 12"



IP54 Electronics (water and dust resistant)

## Features

- Interchangeable anvils for internal and external groove measurements
- Supplied with a set of anvils (M2.5 thread)
- Glass scale
- Range up to 300mm
- ABS/INC (absolute and incremental measurement modes)
- Metric and imperial units (mm/inches)
- Supplied in a case



### Digital Caliper with Interchangeable Anvils - Metric

Code No	Range (mm)	Resolution (mm)	Accuracy (mm)
MW127-30DABS	0-300	0.01	0.04

### Digital Caliper with Interchangeable Anvils - Imperial

Code No	Range (inch)	Resolution (inch)	Accuracy (inch)
MW127-30DABS	0-12	0.0005	0.0015




# Long Jaw Heavy Duty Digital Workshop Caliper 160-D Series

## At a Glance

 Range up to 500mm / 20"

## Features

- Internal measuring nibs on the external jaws and knife edge external jaws
- Standard: Factory standard
- Digital functions: mm / inch conversion, on/off, zero-setting, ABS / zero, battery low indication
- 'Soft keys' for maximum operating comfort
- Ground micro-lapped measuring surfaces
- Thumb wheel for fine adjustment



### Long Jaw Heavy Duty Digital Workshop Caliper 160-D Series - Metric


Code No	Range (mm)	Resolution (mm)	Jaws (mm)	External Knife Edge (mm)	Internal Nibs (mm)
MW160-50D	0-500	0.01	150	18	50 x 10

### Long Jaw Heavy Duty Digital Workshop Caliper 160-D Series - Imperial

Code No	Range (inch)	Resolution (inch)
MW160-50D	0-20	0.0005

[Visit our Website](#)

For more information please click here


 Go back to **Contents**



# Plastic Digital Caliper

CALIPERS

## At a Glance

 Range up to 150mm / 6"

## Features

- Measure outside, inside, depth and step measurement, (4 way) measurements
- Plastic jaws to reduce the risk of scratching, marking or damaging delicate objects
- Standard: Factory standard
- Digital functions: mm/inch, zero setting, auto off
- Manufactured from glass reinforced nylon material
- Highly durable design
- Plastic depth rod



### Plastic Digital Caliper - Metric

Code No	Range (mm)	Accuracy (mm)	Resolution (mm)	Jaws (mm)
ECP015D	0-150	±0.05	0.01	40

### Plastic Digital Caliper - Imperial

Code No	Range (inch)	Accuracy (inch)	Resolution (inch)
ECP015D	0-6	±0.002	0.0005


# Digital Depth Gauge Caliper 170-DB Series

## At a Glance

 Range up to 300mm / 12"

## Features

- Standard workshop model made of alloyed stainless steel
- Ground micro-lapped measuring surfaces.
- Functions: mm/inch conversion, on/off, zero setting, battery low indication
- Position locking screw
- Available with or without hook
- Wide base model option



MW170-15DB

### Digital Depth Gauge Caliper - Without Hook

Code No	Range (mm)	Range (inch)	Resolution (mm)	Resolution (inch)	Accuracy (mm)	Size of Base (mm)
MW170-15DB	0-150	0-6	0.01	0.0005	0.03	100
MW170-20DB	0-200	0-8	0.01	0.0005	0.03	100
MW170-30DB	0-300	0-12	0.01	0.0005	0.04	100
MW170-30DB/100	0-300	0-12	0.01	0.0005	0.04	100

Visit our Website

For more information please click here

# Digital Depth Gauge Caliper 170-DH Series With Hook

## At a Glance

 Range up to 300mm / 12"


## Features

- Standard workshop model made of alloyed stainless steel
- Ground micro-lapped measuring surfaces.
- Functions: mm/inch conversion, on/off, zero setting, battery low indication
- Position locking screw
- Available with or without hook
- Wide base model option



MW170-15DH

With Hook



### Digital Depth Gauge Caliper -With Hook

Code No	Range (mm)	Range (inch)	Resolution (mm)	Resolution (inch)	Accuracy (mm)
MW170-15DH	0-150	0-6	0.01	0.0005	0.03
MW170-20DH	0-200	0-8	0.01	0.0005	0.03
MW170-30DH	0-300	0-12	0.01	0.0005	0.04

Note: Hook width: 2mm



# Digital External Groove IP54 Caliper

## At a Glance




Range up to 200mm / 8"



IP54 Electronics (water and dust resistant)

## Features

- ABS / INC (absolute or incremental measurement), zero setting
- Reading in mm or inches
- Glass scale
- Thumb wheel for fine adjustment
- Locking screw




### Digital External Groove IP54 Caliper - Metric

Code No	Range (mm)	Resolution (mm)	Accuracy (mm)
MW120-20DABS	0-200	0.01	± 0.03

### Digital External Groove IP54 Caliper - Imperial

Code No	Range (inch)	Resolution (inch)	Accuracy (inch)
MW120-20DABS	0-8	0.0005	0.0015



## Visit our Website

For more information please click here



Go back to **Contents**



**BOWERS GROUP**



# Digital Inside Groove Caliper 125-20DABS Series

## At a Glance



Range up to 300mm / 8"



Water and dust resistant to IP54 specification

## Features

- ABS / INC (absolute or incremental measurement), zero setting
- Reading in mm or inches
- Glass scale
- Thumb wheel for fine adjustment
- Locking screw



### Digital External Groove Caliper - MW125-20DABS Series - Metric

Code No	Range (mm)	Resolution (mm)	Accuracy (mm)
MW125-20DABS	11-300	0.01	± 0.03


### Digital External Groove Caliper - MW125-20DABS Series - Imperial


Code No	Range (inch)	Resolution (inch)
MW125-20DABS	0.43-8	0.0005



# IP54 Water Resistant Caliper

## At a Glance

 Range up to 300mm / 12"

 Water and dust resistant to IP54 specification

## Features

- **Functions:** ABS / INC (absolute and incremental), zero setting, auto power off
- **Reading options:** metric (mm) / imperial (inches)
- Four way measurement of inner and outer dimensions, step and depth
- Thumb wheel for fine adjustment
- Locking screw for position hold
- Compliant with standard DIN 862
- CR2032 battery



MW110-15WR

### IP54 Water Resistant Caliper - Metric

Code No	Range (mm)	Resolution (mm)	Accuracy (mm)	Jaws (mm)
MW110-15WR	0-150	0.01	0.02	40
MW110-20WR	0-200	0.01	0.03	50
MW110-30WR	0-300	0.01	0.03	60

### IP54 Water Resistant Caliper - Imperial

Code No	Range (inch)	Resolution (inch)
MW110-15WR	0-6	0.0005
MW110-20WR	0-8	0.0005
MW110-30WR	0-12	0.0005




## Visit our Website

For more information please click here




# Dial Caliper

## At a Glance

 Range up to 300mm / 6"

## Features

- Four way measurement of inner and outer dimensions, step and depth
- Metric: beam graduation in mm, dial resolution to 0.02mm
- Imperial: beam graduation in inches and tenths, dial resolution to 0.001inch
- Made of hardened Stainless Steel
- Adjustable dial for zero setting with screw lock
- Thumb wheel for fine adjustment
- Extra smooth movement
- Locking screw for position hold
- Blue anodized bezel
- Supplied in a case




MW146-15

### Dial Caliper - Metric

Code No	Range (mm)	Resolution (mm)	Accuracy (mm)
MW146-15	0-150	0.02	+/- 0.02
MW146-20	0-200	0.02	+/- 0.02
MW146-30	0-300	0.02	+/- 0.03

### Dial Caliper- Imperial

Code No	Range (inch)	Resolution (inch)	Accuracy (inch)
MW146-15I	0-6	0.001	+/- 0.001





# Workshop Vernier Caliper 100 Series

## At a Glance



Range up to 300mm / 12"

## Features


- Standard DIN 862
- Standard workshop model with locking screw
- Four way measurement of inner and outer dimensions, step and depth
- Vernier scale for high resolution
- Chromed scale with laser engraved graduations
- Metric and imperial scales on both beam and vernier
- Locking screw for position hold
- Made of hardened alloyed Stainless Steel with micro-lapped measuring surfaces
- Supplied in a case

### Model MW100-B


- Beam graduations in 1mm and 1/16th inches
- Vernier scale in 0.05mm and 1/128th inch

### Model MW100-BI

- Beam graduations 1mm and 1/10th inch
- Vernier scale 0.02mm, 0.001 inch



MW100-15B



### Workshop Vernier Caliper 100 Series - Metric

Code No	Range (mm)	Resolution (mm)	Accuracy (mm)	A (mm)	B (mm)
MW100-15B	0-150	0.05	±0.05	40	16
MW100-20B	0-200	0.05	±0.05	50	20
MW100-30B	0-300	0.05	±0.08	55	20
MW100-15BI	0-150	0.02	±0.02	40	16
MW100-20BI	0-200	0.02	±0.03	50	20
MW100-30BI	0-300	0.02	±0.04	55	20

### Workshop Vernier Caliper 100 Series - Imperial

Code No	Range (inch)	Resolution (inch)	Accuracy (inch)	A (inch)	B (inch)
MW100-15B	0-6	1/128	±0.05	40	16
MW100-20B	0-8	1/128	±0.05	50	20
MW100-30B	0-12	1/128	±0.08	55	20
MW100-15BI	0-6	0.001	±0.02	40	16
MW100-20BI	0-8	0.001	±0.03	50	20
MW100-30BI	0-12	0.001	±0.04	55	20



BOWERS GROUP

## Visit our Website

For more information please click here



Go back to **Contents**



# Workshop Vernier Caliper 105 Series

## At a Glance



Range up to 300mm / 6"

## Features

- Standard DIN 862
- Standard workshop model with locking screw
- Four way measurement of inner and outer dimensions, step and depth
- With fine adjustment
- Made of hardened stainless steel
- Chromed scale with laser engraved graduations
- Measuring surface is micro-lapped
- Packed in plastic box



MW105-20

### Workshop Vernier Caliper - 105 Series

Code No	Range (mm)	Range (inch)	Resolution (mm)	Resolution (inch)	Jaws (mm)
MW105-20	0-200	0-8	0.05	0.05	50
MW105-30	0-300	0-12	0.05	0.05	55
MW105-20I	0-200	0-8	0.02	0.02	50
MW100-30I	0-300	0-12	0.02	0.02	55



# Precision Vernier Caliper 110 Series


## At a Glance



Range up to 300mm

## Features

- Standard DIN 862
- Extra small precision vernier caliper
- Four way measurement of inner and outer dimensions, step and depth
- Mono block
- Made of hardened stainless steel
- Chromed scale with laser engraved graduations
- The scale shows both mm and inch value
- Measuring surface is micro-lapped
- Supplied with leather-look wallet



MW110-15

### Precision Vernier Caliper - 110 Series

Code No	Range (mm)	Resolution (mm)	Jaws (mm)
MW110-15	0-150	0.05	40
MW110-15I	0-150	0.02	40
MW110-20	0-200	0.05	40
MW110-30	0-300	0.05	55

## Visit our Website

For more information please click here



# Fine Adjustment Vernier Caliper 111 Series


## At a Glance



Range: 0-150mm / 0-6"

## Features

- Four way measurement of inner and outer dimensions, step and depth
- Standard DIN 862
- High precision vernier caliper
- With fine adjustment
- Mono block
- Made of hardened stainless steel
- Measuring surface is micro-lapped
- Supplied in plastic box



### Fine Adjustment Vernier Caliper - 111 Series

Code No	Range (mm)	Range (inch)	Resolution (mm)	Resolution (inch)	Jaws (mm)
MW111-15I	0-150	0-6	0.05	1/128	40



# Precision Miniature Vernier Caliper 110 Series


## At a Glance



Range up to 70mm

## Features

- Extra small precision vernier caliper
- Four way measurement of inner and outer dimensions, step and depth
- Made of hardened stainless steel
- Mono block
- Standard DIN 862
- Chromed scale with laser engraved graduations
- Measuring surface is micro-lapped
- Supplied with leather-look wallet



### Precision Miniature Vernier Caliper - 110 Series

Code No	Range (mm)	Resolution (mm)	Jaws (mm)
MW110-07	0-70	0.05	20

Visit our Website

For more information please click here



# Workshop Vernier Caliper 160 Series


## At a Glance



Range up to 300mm

## Features

- Combination-jaw model
- Standard jaws for internal and external measurement, with top knife edge jaws for external measurement
- Locking screw for locking the slider/jaws
- Made of hardened stainless steel
- Chromed scale with engraved graduations
- Measuring surface is micro-lapped
- With fine adjustment



MW160-20

### Workshop Vernier Caliper - 160 Series

Code No	Range (mm)	Resolution (mm)	Jaws (mm)
MW160-20	0-200	0.05	60
MW160-22	0-200	0.02	60
MW160-30	0-300	0.05	90
MW160-32	0-300	0.02	90



# Thumb Lock Vernier Caliper 115 Series

## At a Glance



Range up to 150mm / 6"

## Features

- Four way measurement of inner and outer dimensions, step and depth
- Standard DIN 862
- Precision vernier caliper
- Mono block
- Made of hardened stainless steel
- Chromed scale with laser engraved graduations
- The scale shows both mm and inch value
- Measuring surface is micro-lapped
- Supplied with leather-look wallet



MW115-15

### Thumb Lock Vernier Caliper - 115 Series

Code No	Range (mm)	Range (inch)	Resolution (mm)	Resolution (inch)	Jaws (mm)
MW115-15	0-150	0-6	0.05	1/128	40
MW115-15I	0-150	0-6	0.02	0.001	40



# Large Workshop Vernier Caliper 150 Series


## At a Glance



Range up to 1500mm / 60"

## Features

- Standard workshop model with locking screw
- Jaws for internal and external measurement
- Made of hardened alloyed stainless steel
- Chromed scale with laser engraved graduations
- Measuring surface is micro-lapped
- With fine adjustment
- Supplied in wooden box



MW150-52

### Large Workshop Vernier Caliper - 150 Series - Metric

Code No	Range (mm)	Resolution (mm)	Accuracy (mm)	A (mm)	B (mm)	B (mm)
MW150-52	0-500	0.02	±0.05	100	12	5
MW150-55	0-500	0.05	±0.07	100	12	5
MW150-62	0-600	0.02	±0.05	100	12	5
MW150-65	0-600	0.05	±0.08	100	12	5
MW150-72	0-1000	0.02	±0.07	125	18	10
MW150-75	0-1000	0.05	±0.10	125	18	10
MW150-82	0-1500	0.02	±0.11	150	18	10
MW150-85	0-1500	0.05	±0.16	150	18	10

### Large Workshop Vernier Caliper - 150 Series - Imperial

Code No	Range (inch)	Resolution (inch)
MW150-52	0-20	0.001
MW150-55	0-20	1/128
MW150-62	0-24	0.001
MW150-65	0-24	1/128
MW150-72	0-40	0.001
MW150-75	0-40	1/128
MW150-82	0-60	0.001
MW150-85	0-60	1/128

Visit our Website

For more information please click here

# Plastic Dial Caliper

## At a Glance



Range up to 150mm / 6"

## Features

- Highly durable design
- Four way measurement of inner and outer dimensions, step and depth
- Manufactured from glass reinforced nylon material
- Plastic depth rod




CDP15D

### Plastic Dial Caliper - Metric

Code No	Range (mm)	Resolution (mm)	Accuracy (mm)	Jaws (mm)
CP150M	0-150	0.1	± 0.1	40

### Plastic Dial Caliper - Imperial

Code No	Range (inch)	Resolution (inch)	Accuracy (inch)	Jaws (inch)
CDP006E	0-6	0.01	± 0.004	1.57



## Visit our Website

For more information please click here

# Vernier Depth Gauge 170 Series


## At a Glance



Range up to 500mm

## Features

- Standard workshop model made of alloyed stainless steel
- Mono block with locking screw
- With laser engraved graduations
- Measuring surface is micro-lapped



MW170-15

### Vernier Depth Gauge - 170 Series

Code No	Range (mm)	Resolution (mm)	Resolution (inch)	Size of Base (mm)
MW170-15	0-150	0.02	0.001	100
MW170-15B	0-150	0.05	1/128	100
MW170-20	0-200	0.02	0.001	100
MW170-20B	0-200	0.05	1/128	100
MW170-30	0-300	0.02	0.001	100
MW170-30B	0-300	0.05	1/128	100
MW170-50B	0-500	0.05	1/128	150
MW170-50BI	0-500	0.02	0.001	150

# Internal Digital Caliper

## At a Glance

Range up to 40-50mm / 2.0"

RS232

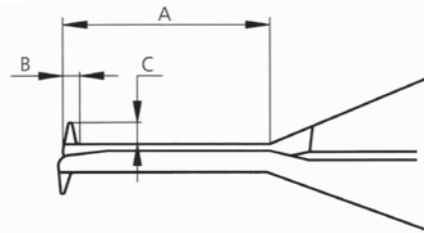
## Features

- Large LCD display
- Functions: mm/inch conversion, on/off, zero setting, battery low indication
- Auto adjusting analogue display
- 0.005mm or 0.0002" resolution
- For measuring bores, internal grooves and other hard to reach inside dimensions

Incorporating advanced electronics, these advanced gauges have the benefit of a large digital readout and an auto adjusting analogue display. These gauges are ideally suited for measuring bores, internal grooves and other hard to reach inside dimensions.



MW432-01DC



## Internal Digital Caliper

Code No	Range (mm)	Range (inch)	Accuracy (mm)	Contact Radius (mm)
MW432-01DC	5-15	0.2-0.6	±0.02	0.3
MW432-02DC	10-20	0.4-0.8	±0.02	0.3
MW432-03DC	20-30	0.8-1.2	±0.02	0.5
MW432-04DC	30-40	1.2-1.6	±0.02	0.5
MW432-05DC	40-50	1.6-2.0	±0.02	0.5

## Dimensions

Code No	A (mm)	B (mm)	C (mm)
MW432-01DC	20.0	1.0	1.5
MW432-02DC	25.0	1.5	3.0
MW432-03DC	30.0	2.0	6.5
MW432-04DC	30.0	2.5	9.0
MW432-05DC	30.0	2.5	9.0

Visit our Website

For more information please click here

# External Digital Caliper

## At a Glance

Range up to 50mm / 2.0"

RS232

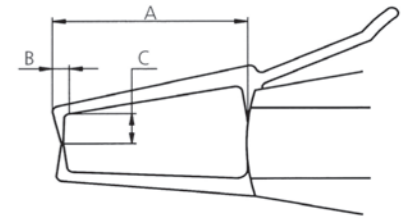
## Features

- Large LCD display
- Functions: mm/inch conversion, on/off, zero setting, battery low indication
- Auto adjusting analogue display
- 0.005mm or 0.0002" resolution
- For measuring bores, internal grooves and other hard to reach inside dimensions

Incorporating advanced electronics, these advanced gauges have the benefit of a large digital readout and an auto adjusting analogue display. These gauges are ideally suited for measuring external grooves and other hard to reach outside dimensions.



MW442-01DC



## External Digital Caliper

Code No	Range (mm)	Range (inch)	Accuracy (mm)	Contact Radius (mm)
MW442-01DC	0-10	0.2-0.4	±0.02	0.5
MW442-02DC	10-20	0.4-0.8	±0.02	0.5
MW442-03DC	20-30	0.8-1.2	±0.02	0.5
MW442-04DC	30-40	1.2-1.6	±0.02	0.5
MW442-05DC	40-50	1.6-2.0	±0.02	0.5

## Dimensions

Code No	A (mm)	B (mm)	C (mm)
MW442-01DC	40.0	3.0	8.0
MW442-02DC	40.0	3.0	8.0
MW442-03DC	40.0	3.0	8.0
MW442-04DC	40.0	3.0	8.0
MW442-05DC	40.0	3.0	8.0



# Digital Engineers' Set

## Features

### Digital Workshop Engineers' Set

- Includes MW200-01DBL Digital micrometer and MW110-15DBL Digital caliper
- Combined set for extra value

### Digital IP54 Engineers' Set

- Includes MW201-01DAB Digital micrometer and MW110-15WR Digital caliper
- Combined set for extra value



MW200-SET3



MW200-SET4

### Digital Workshop Engineers' Set

Code No	Description
MW200-SET3	Workshop Digital Micrometer and Caliper Set

### Digital IP54 Engineers' Set

Code No	Description
MW200-SET4	IP54 Digital Micrometer and Caliper Set

Visit our Website

For more information please click here



# Engineers' Rule Set

## Features

### Micrometer, Vernier Caliper and Engineers' Rule Set

- Includes MW200-01, 0-25mm micrometer, MW110-15 Vernier caliper and ER106F 150mm / 6" rule
- Combined set for extra value

### Micrometer, Vernier Caliper and Engineers' Rule Set

- Includes MW200-01, 0-25mm micrometer, MW146-01 dial caliper and ER106F 150mm / 6" rule
- Combined set for extra value



MW200-SET2

### Micrometer, Vernier Caliper and Engineers' Rule Set

Code No	Description
MW200-SET1	Set includes 1x MW110-15 caliper, 1x E106F ruler, 1x MW200-01 external micrometer. Micrometer, Vernier Caliper and Engineers' Rule Set

### Micrometer, Dial Caliper and Engineers' Rule Set

Code No	Description
MW200-SET2	Set includes a 0-25mm Micrometer, dial caliper and 150mm/6" rule



# Digital External Micrometer IP65

## At a Glance



Range up to 300mm



Protects from dust and low-pressure water jets to IP65 specification

## Features

- Large LCD display
- IP65 Ingress Protection
- Two button design for simplicity
- ABS/INC (absolute and incremental measurement modes)
- Metric and imperial units (mm/inches)
- Tungsten carbide measuring faces
- Constant force ratchet on thimble
- Locking lever
- Tapered for easier access to difficult areas
- Supplied in a case



MW203-01DABI

### Digital External Micrometer IP65

Code No	Range (mm)	Resolution (mm)	Resolution (inch)
MW203-01DABI	0-25	0.001	0.00005
MW203-02DABI	25-50	0.001	0.00005
MW203-03DABI	50-75	0.001	0.00005
MW203-04DABI	75-100	0.001	0.00005
MW203-05DABI	100-125	0.001	0.00005
MW203-06DABI	125-150	0.001	0.00005
MW203-07DABI	150-175	0.001	0.00005
MW203-08DABI	175-200	0.001	0.00005
MW203-09DABI	200-225	0.001	0.00005
MW203-10DABI	225-250	0.001	0.00005
MW203-11DABI	250-275	0.001	0.00005
MW203-12DABI	275-300	0.001	0.00005



## Visit our Website

For more information please click here



# Digital Absolute Snap Micrometer 202 Series

## At a Glance



Range up to 25mm / 1"

## Features

- Absolute Measuring System
- USB Data output
- Digital functions: mm/Inch conversion, on/off, data-output, 0...ABS
- Non rotating spindle
- Constant measuring force on thimble
- Quick & repeatable measurement
- CR2032 battery



MW202-01DABS

### Digital Absolute Snap Micrometer - 202 Series - Metric

Code No	Range (mm)	Resolution (mm)	Accuracy (mm)
MW202-01DABS	0-25	0.001	0.003
MW202-02DABS	25-50	0.001	0.003
MW202-03DABS	50-75	0.001	0.004
MW202-04DABS	75-100	0.001	0.004

### Digital Absolute Snap Micrometer - 202 Series - Imperial

Code No	Range (inch)	Resolution (inch)	Accuracy (inch)
MW202-01DABS	0-1	0.00005	0.00015
MW202-02DABS	1-2	0.00005	0.00015
MW202-03DABS	2-3	0.00005	0.0002
MW202-04DABS	3-4	0.00005	0.0002



# Workshop Digital Micrometer 200 Series

## At a Glance



Range up to 100mm / 4"

## Features

- Large LCD display
- Functions: mm/inches, ABS/INC (absolute and incremental), zero setting
- Constant force ratchet on thimble
- Locking lever
- Tungsten carbide measuring faces
- Hammertone finished frame with high quality insulated grip
- Tapered for easier access to difficult areas
- Supplied with standard setting piece with length of lower end of each range (except for MW200-01DBL)
- Supplied in a case



MW200-01DBL

### Workshop Digital Micrometer - 200 Series

Code No	Range (mm)	Range (inch)	Accuracy (mm)	Resolution (mm)	Resolution (inch)
MW200-01DBL	0-25	0-1	+/- 0.003	0.001	0.00005
MW200-02DBL	25-50	1-2	+/- 0.003	0.001	0.00005
MW200-03DBL	50-75	2-3	+/- 0.004	0.001	0.00005
MW200-04DBL	75-100	3-4	+/- 0.004	0.001	0.00005



## Visit our Website

For more information please click here



# Digital External Micrometer - 201 Series

## At a Glance



Range up to 100mm / 4"



Water and dust resistant to IP54 specification

## Features

- Large LCD display
- Functions: mm/inches, ABS/INC (absolute and incremental), zero setting
- SPC data output
- Constant force ratchet on thimble
- Locking lever
- Tungsten carbide measuring faces
- Hammertone finished frame with high quality insulated grip
- Tapered for easier access to difficult areas
- Ball attachment included
- Supplied with standard setting piece with length of lower end of each range (except for M201-01DAB)
- Standard: DIN 863
- Supplied in a case



MW201-01DAB

### Digital External Micrometer - 201 Series

Code No	Range (mm)	Range (inch)	Accuracy (mm)	Resolution (mm)	Resolution (mm)
MW201-01DAB	0-25	0-1	0.003	0.01	0.0005
MW201-02DAB	25-50	1-2	0.003	0.01	0.0005
MW201-03DAB	50-75	2-3	0.004	0.01	0.0005
MW201-04DAB	75-100	3-4	0.004	0.01	0.0005

### Data Cable


Code No	Description
MW-Y100/700USB	Data Cable-USB to suit all DABS products



# Digital Tube Micrometer 255-DDL Series

## At a Glance

 Range up to 25mm / 1"

 Water and dust resistant to IP54 specification

## Features

- Digital functions: mm/inch conversion, on/off, zero-setting, battery low indication, hold, 0... ABS
- Spherical anvil for measuring tube wall thickness
- Tungsten carbide measuring faces on spindle
- Chrome plated frame with high quality insulated grip
- Constant force ratchet on thimble
- Supplier with battery cover key
- Standard: DIN 863
- Supplied in case



### Tube Micrometer - 255 Series - Metric

Code No	Range (mm)	Resolution (mm)	Accuracy (mm)
MW255-01DDL	0-25	0.01	0.003

### Tube Micrometer - 255 Series - Imperial

Code No	Range (inch)	Resolution (inch)
MW255-01DDL	0-1	0.00005


### Dimensions

Code No	A (mm)	B (mm)
MW255-01DDL	27.5	4.75



Visit our Website


For more information please click here

 Go back to Contents



# Workshop Digital Point Micrometer 270 Series

## At a Glance

 Range up to 100mm / 4"

## Features

- Large LCD display
- Digital functions: mm/inch conversion, ABS/INC, on/off, zero-setting, battery low indication
- Pointed spindle and anvil for measuring hard to reach places like the web thickness of drills, small grooves, keyways
- Tungsten carbide measuring faces
- Hammertone finished frame with high quality insulated grip
- Tapered for easier access to difficult areas
- Constant force ratchet on thimble
- Locking lever
- Adjusting key
- Standard: DIN 863
- Supplied in case



MW270-01DDL

### Workshop Digital Point Micrometer - 270 Series - Metric

Code No	Range (mm)	Resolution (mm)	Accuracy (mm)	Point Angle
MW270-01DDL	0-25	0.001	0.004	30°
MW270-02DDL	25-50	0.001	0.004	30°
MW270-03DDL	50-75	0.001	0.005	30°
MW270-04DDL	75-100	0.001	0.005	30°

### Workshop Digital Point Micrometer -270 Series - Imperial

Code No	Range (inch)	Resolution (inch)	Point Angle
MW270-01DDL	0-1	0.00005	30°
MW270-02DDL	1-2	0.00005	30°
MW270-03DDL	2-3	0.00005	30°
MW270-04DDL	3-4	0.00005	30°

# Digital Depth Micrometer 305-DDL Series

## At a Glance



Range up to 300mm / 12"

## Features

- Digital functions: mm / inch conversion, set, on/off, zero-setting, battery low indication, hold, 0...ABS
- Interchangeable rods (spherical ends)
- Rods are hardened and spherically lapped
- Satin chrome finished base
- Constant force ratchet on thimble
- Standard: DIN 863



### Digital Depth Micrometer - 305-DDL Series - Metric

Code No	Range (mm)	Resolution (mm)	Accuracy (mm)	Size of Base (mm)
MW305-00DDL	0-25	0.001	0.004	100
MW305-01DDL	0-50	0.001	0.004	100
MW305-02DDL	0-100	0.001	0.005	100
MW305-03DDL	0-150	0.001	0.006	100
MW305-04DDL	0-200	0.001	0.007	100
MW305-05DDL	0-300	0.001	0.009	100

### Digital Depth Micrometer - 305-DDL Series - Imperial

Code No	Range (inch)	Resolution (inch)
MW305-00DDL	0-1	0.00005
MW305-01DDL	0-2	0.00005
MW305-02DDL	0-4	0.00005
MW305-03DDL	0-6	0.00005
MW305-04DDL	0-8	0.00005
MW305-05DDL	0-12	0.00005

Visit our Website

For more information please click here

# Digital Micrometer Head 312 Series


## At a Glance



Range up to 25mm / 1"

## Features

- Functions: mm/inch conversion, ABS/INC, on/off, zero-setting
- Universal micrometer head for X-Y stages or other purposes
- Large LCD display
- Constant force ratchet on thimble
- Standard: DIN 863



### Digital Micrometer Head - 312 Series

Code No	Range (mm)	Range (inch)	Resolution (mm)	Resolution (inch)
MW312-25D	0-25	1	0.001	0.00005

### Dimensions

Code No	A (mm)	B (mm)	C (mm)
MW312-25D	6.5	150	12.0

# Digital Internal Micrometer

## At a Glance



Range up to 2000mm

## Features

- Standard: DIN 863
- Tungsten carbide measuring faces
- All measuring faces are micro-lapped
- Satin-chromed scale and body with lock screw
- Supplied with setting piece
- Supplied in a wooden box



MW300-05DABI

Digital Internal Micrometer		
Code No	Range (mm)	Resolution (mm)
MW300-05DABI	150-1000	0.001
MW300-06DABI	150-1500	0.001
MW300-07DABI	150-2000	0.001



Visit our Website

For more information please click here

# Digital Inside Micrometer 280-DDL Series

## At a Glance



Range up to 150mm / 6"

## Features

- Digital functions: mm/inch conversion, on/off, zero-setting, battery low indication, hold, 0...ABS
- Measuring the inside of a bore or hole
- Pin diameter 2mm, length 5mm (only applicable to MW280-01DDL)
- Satin chrome finished frame
- Constant force ratchet thimble
- Locking clamp for positive locking of spindle
- Standard: DIN 863
- Setting rings (only applicable MW280-01DDL and MW280-02DDL)
- Supplied in case



MW280-01DDL



MW280-05DDL

## Digital Inside Micrometer - 280-DDL Series

Code No	Range (mm)	Range (inch)	Resolution (mm)	Resolution (inch)	Accuracy (mm)
MW280-01DDL	5-30	0.2-1.2	0.001	0.00005	0.003
MW280-02DDL	25-50	1-2	0.001	0.00005	0.003
MW280-03DDL	50-75	2-3	0.001	0.00005	0.004
MW280-04DDL	75-100	3-4	0.001	0.00005	0.004
MW280-05DDL	100-125	4-5	0.001	0.00005	0.005
MW280-06DDL	125-150	5-6	0.001	0.00005	0.005



# Traditional External Micrometer 1961 Series

## At a Glance



Range up to 25mm

## Features

- Tungsten carbide measuring faces
- Pearl-chrome plated frame with insulation pads
- Standard, or vernier sleeve for higher resolution
- Speeder type ratchet
- Locking lever
- Adjusting key
- 5mm spindle diameter
- Tapered bow frame
- Standards: BS870, DIN 863/1, ISO361
- Supplied in a plastic pocket case



1961M

### Traditional External Micrometer - 1961 Series

Code No	Range (mm)	Resolution (mm)	Code No	Range (inch)	Resolution (inch)
1961M	0-25	0.01	1961	0-1	0.001
1961MB	0-25	0.002	1961B	0-1	0.0001

### Accuracy

Micrometer Range Max Size up to	Measuring Faces Flatness	Screw Pitch Parallelism	Accuracy
25mm	0.001mm	0.003mm	0.003mm
1"	0.00005"	0.0001"	0.0001"



## Visit our Website

For more information please click here



# External Micrometer 200 Series

## At a Glance



Range up to 100mm

## Features

- Tungsten carbide measuring faces
- Satin-chrome scale
- Hammertone finish frame with insulated grip
- Constant force ratchet on thimble
- Tapered for easier access to difficult areas
- Locking lever
- Adjusting key
- Standards: DIN 863/1
- Supplied in a case with setting standard (except for MW200-01)




MW200-01

### External Micrometer - 200 Series - Metric

Code No	Range (mm)	Accuracy (mm)	Resolution (mm)
MW200-01	0-25	0.004	0.01
MW200-02	25-50	0.004	0.01
MW200-03	50-75	0.004	0.01
MW200-04	75-100	0.005	0.01

### External Micrometer - 200 Series - Imperial

Code No	Range (inch)	Resolution (inch)
MW200-01I	0-1	0.0005
MW200-02I	1-2	0.0005
MW200-03I	2-3	0.0005
MW200-04I	3-4	0.0005





# Workshop Outside Micrometer - 200 Series

## At a Glance



Range up to 100mm

## Features

- Standard: DIN 863
- Standard workshop model
- Resolution 0.01mm
- Satin-chrome scale
- Painted frame
- Tapered for easier access to difficult areas
- With tungsten carbide measuring face and constant force ratchet
- Can be fitted to the anvil or spindle on external micrometer series 1961, 1965 and 1966 to enable round or irregular surfaces to be measured
- Packed in plastic box with standard and adjusting key



MW200-01BL

### Workshop Outside Micrometer - 200 Series

Code No	Range (mm)	Resolution (mm)
MW200-01BL	0-25	0.01
MW200-02BL	25-50	0.01
MW200-03BL	50-75	0.01
MW200-04BL	75-100	0.01

Visit our Website

For more information please click here



Go back to **Contents**



**BOWERS GROUP**



# Traditional External Micrometer 1965 Series

## At a Glance



Range up to 25mm / 1"

## Features

- Blue textured tapered bow frame
- Speeder type ratchet
- Choice of standard or vernier type sleeve
- Locking lever
- Adjusting key
- Standard: BS870, DIN 863/1, ISO361
- Tungsten carbide measuring faces
- 6.5mm spindle diameter
- Supplied in plastic pocket case



1965M

### Traditional External Micrometer - 1965 Series

Code No	Range (mm)	Resolution (mm)	Code No	Range (inch)	Resolution (inch)
1965M	0-25	0.01	1965	0-1	0.001
1965MB	0-25	0.002	1965B	0-1	0.0001

### Accuracy

Micrometer Range Max Size up to	Measuring Faces Flatness	Screw Pitch Parallelism	Accuracy
25mm	0.001mm	0.003mm	0.003mm
1"	0.00005"	0.0001"	0.0001"



Bowers Group | sales@bowersgroup.co.uk | www.bowersgroup.co.uk



# Mechanical Digit Outside Micrometer 230 Series

## At a Glance



Range up to 50mm

## Features

- Low cost, mechanical/digital read-out micrometer
- Satin-chrome scale
- Forged steel frame with insulated grip
- Tapered for easier access to difficult areas
- With tungsten carbide measuring faces and constant force ratchet
- Standard: DIN 863
- Packed in wooden/plastic box with standard and adjusting key



MW230-01MDB

### Mechanical Digit Outside Micrometer - 230 Series

Code No	Range (mm)	Resolution (mm)
MW230-01MDB	0-25	0.01
MW230-02MDB	25-50	0.01

Visit our Website

For more information please click here



Go back to Contents



BOWERS GROUP



# Workshop Blade Micrometer 275 Series

## At a Glance



Range up to 25mm

## Features

- Blade 6.5mm non-rotating spindle
- Blade 1.25mm thick
- Measuring grooves, keyways etc.
- Satin chrome scale
- Hammertone finish frame with insulated grip
- Tapered for easier access to difficult areas
- Constant force ratchet on thimble
- Adjusting key
- Standard: DIN 863
- Supplied in case



MW275-01

### Workshop Blade Micrometer - 275 Series

Code No	Range (mm)	Resolution (mm)
MW275-01	0-25	0.01
MW275-02	25-50	0.01
MW275-03	50-75	0.01
MW275-04	75-100	0.01



# Traditional External Micrometers - 966 Series

## At a Glance



Range up to 150mm / 6"

## Features

- Tungsten carbide measuring faces
- Blue textured frame finish
- Speeder type ratchet
- Adjusting key
- Locking lever
- Standard, or vernier for higher resolution
- Spindle diameter 6.5mm
- Complies with: BS870, DIN 863/1, ISO361
- Tungsten carbide measuring faces
- Speeder type ratchet
- Supplied in hard case with setting standard



# Traditional External Micrometers - 966 Series

## MICROMETERS

### Traditional External Micrometer - Metric - 25 -150mm


Code No	Range (mm)	Description	Code No	Range (mm)	Description
1966M50	25-50	0.01mm Carbide anvils	1966MB50	25-50	0.002mm Carbide anvils
1966M75	50-75	0.01mm Carbide anvils	1966MB75	50-75	0.002mm Carbide anvils
1966M100	75-100	0.01mm Carbide anvils	1966MB100	75-100	0.002mm Carbide anvils
1966M125	100-125	0.01mm Carbide anvils	1966MB125	100-125	0.002mm Carbide anvils
1966M150	125-150	0.01mm Carbide anvils	1966MB150	125-150	0.002mm Carbide anvils

### Traditional External Micrometer - Imperial - 1-6"

Code No	Range (inch)	Description	Code No	Range (inch)	Description
19662	1-2	0.001" Res, Carbide anvils	1966B2	1-2	0.0001" Res, Carbide anvils
19663	2-3	0.001" Res, Carbide anvils	1966B3	2-3	0.0001" Res, Carbide anvils
19664	3-4	0.001" Res, Carbide anvils	1966B4	3-4	0.0001" Res, Carbide anvils
19665	4-5	0.001" Res, Carbide anvils	1966B5	4-5	0.0001" Res, Carbide anvils
19666	5-6	0.001" Res, Carbide anvils	1966B6	5-6	0.0001" Res, Carbide anvils

### Accuracy

Micrometer Range Max Size up to	Measuring Faces		Screw Pitch Accuracy
	Flatness	Parallelism	
50mm	0.001mm	0.003mm	0.003mm
2"	0.00005"	0.0001"	0.0001"
150mm	0.001mm	0.005mm	0.003mm
6"	0.00005"	0.0002"	0.0001"



1966M50

## Visit our Website

For more information please click here



# Workshop External Micrometer Set 215 Series

## At a Glance



Range up to 200mm / 8"

## Features

- Tungsten carbide measuring faces
- Satin-chrome forged steel frame with insulated grip
- Constant force ratchet on thimble
- Tapered for easier access to difficult areas
- Locking lever
- Adjusting key
- Standards: DIN 863
- Supplied in a wooden case with setting standards



MW215-01BL

### Workshop External Micrometer Set - 215 Series - Metric

Code No	Range (mm)	Resolution (mm)	Quantity
MW215-01BL	0-75	0.01	3 Micrometers In Set
MW215-02BL	0-100	0.01	4 Micrometers In Set
MW215-03BL	0-150	0.01	6 Micrometers In Set
MW215-04BL	0-200	0.01	8 Micrometers In Set

### Workshop External Micrometer Set - 215 Series - Imperial

Code No	Range (inch)	Resolution (inch)	Quantity
MW215-01BI	0-3	0.001	3 Micrometers In Set
MW215-02BI	0-4	0.001	4 Micrometers In Set
MW215-03BI	0-6	0.001	6 Micrometers In Set
MW215-04BI	0-8	0.001	8 Micrometers In Set

Visit our Website

For more information please click here



Go back to **Contents**



**BOWERS GROUP**



# Micrometer with Interchangeable Anvils 217 Series

## At a Glance



Range up to 300mm

## Features

- Features wide measuring range with interchangeable anvils
- Hardened and ground spindles / anvils
- Tungsten carbide measuring faces
- Satin-chrome scale
- Strong forged steel hammertone finish frame with insulated grip
- Constant force ratchet on thimble
- Adjusting key
- Standard: DIN 863
- Supplied with setting standards
- Supplied in wooden box



MW217-01


### Micrometer with Interchangeable Anvils - 217 Series

Code No	Range (mm)	Resolution (mm)
MW217-01	0-100	0.01
MW217-02	0-150	0.01
MW217-03	100-200	0.01
MW217-04	150-300	0.01
MW217-05	200-300	0.01

62



# Large Adjustable External Metric Micrometer 220 Series



MW220-01

## At a Glance

 Range up to 1400mm

## Features

- Features wide measuring range with interchangeable anvils
- Low weight tubular frame with insulated grips
- Tungsten carbide measuring faces
- Hardened and ground spindles/anvils
- Satin-chrome scale
- Constant force ratchet on thimble
- Adjusting key
- Standard: DIN 863
- Supplied with setting standards
- Supplied in wooden box

## Large Adjustable External Metric Micrometer - 220 Series

Code No	Range (mm)	Resolution (mm)
MW220-01	300-400	0.01
MW220-02	400-500	0.01
MW220-03	500-600	0.01
MW220-04	600-700	0.01
MW220-05	700-800	0.01
MW220-06	800-900	0.01
MW220-07	900-1000	0.01
MW220-08	1000-1200	0.01
MW220-09	1200-1400	0.01

[Visit our Website](#)

For more information please click here

 Go back to **Contents**



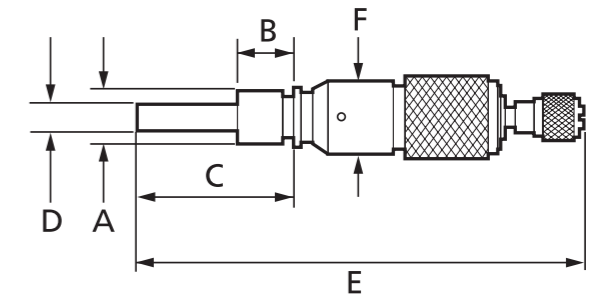

# Small Micrometer Head 310 Series

## At a Glance

 Range up to 13mm

## Features

- Spindle diameter 5mm
- Standard: Factory Standard
- Universal micrometer head for X-Y stages or other purposes
- Satin-chrome finished body
- Laser engraved graduations



## Small Micrometer Head - 310 Series

Code No	Range (mm)	Note	Resolution (mm)
MW310-15	0-13	Spherical anvil	0.01

## Dimensions

Code No	A (mm)	B (mm)	C (mm)	D (mm)	E (mm)	F (mm)
MW310-15	9.50	10.50	24.00	5.00	59.00	13.50



# Tube Micrometer 255 Series

## At a Glance



Range up to 25mm

## Features

- Spherical anvil for measuring tube wall thickness
- Tungsten carbide measuring faces on spindle
- Satin chrome scale
- Hammertone finished frame with insulated grip
- Constant force ratchet on thimble
- Standard: DIN 863
- Supplied in case



### Tube Micrometer - 255 Series

Code No	Range (mm)	Resolution (mm)	Accuracy (mm)
MW255-01	0-25	0.01	0.006

### Dimensions

Code No	A (mm)	B (mm)
MW255-01	4.75	27.5



## Visit our Website

For more information please click here



# Point Micrometer 270 Series

## At a Glance



Range up to 100mm

## Features

- Pointed spindle and anvil for measuring hard to reach places like the web thickness of drills, small grooves, keyways
- Tungsten carbide measuring faces
- Hammertone finished frame with high quality insulated grip
- Tapered for easier access to difficult areas
- Constant force ratchet on thimble
- Locking lever
- Adjusting key
- Supplied with settings standard
- Supplied in case



MW270-01

### Point Micrometer - 270 Series

Code No	Range (mm)	Resolution (mm)	Accuracy (mm)	Point Angle (°)
MW270-01	0-25	0.01	0.004	15°
MW270-02	25-50	0.01	0.004	15°
MW270-03	50-75	0.01	0.005	15°
MW270-04	75-100	0.01	0.005	15°
MW270-05	0-25	0.01	0.004	30°
MW270-06	25-50	0.01	0.004	30°
MW270-07	50-75	0.01	0.005	30°
MW270-08	75-100	0.01	0.005	30°



# Traditional Depth Micrometer

## At a Glance

- Complies with BS6468:1984

## Features 890 Series

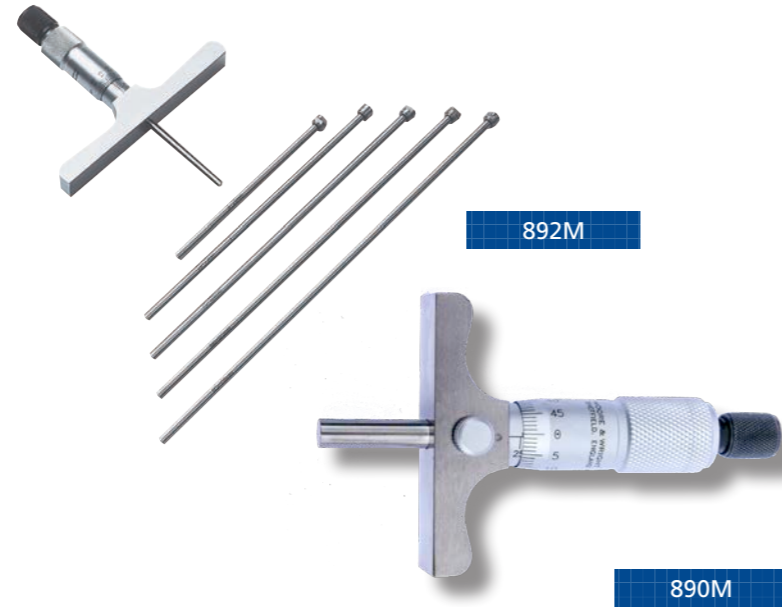
- Fixed depth rod, 6.5mm diameter
- 63.5mm / 2 1/2" base length 16mm / 0.63" width
- 'Speeder' type ratchet
- Lock screw

## Features 891 Series

- Interchangeable depth rods, 4.5mm diameter
- 63.5mm / 2 1/2" base length, 16mm / 0.63" width

## Features 891 Series

- As 891 Series except for: 100mm / 4" base length



Traditional Depth Micrometer			
Code No	Range (mm)	Code No	Range (inch)
890M	0-25	890	0-1
891M75	0-75	8913	0-3
891M150	0-150	8916	0-6
891M300	0-300	89112	0-12
892M75	0-75	8923	0-3
892M150	0-150	8926	0-6
892M300	0-300	89212	0-12



## Visit our Website

For more information please click here



# Micrometer Stand

## At a Glance

- Designed for micrometers up to 100mm

## Features

- Hammertone painted
- Angle adjustable



## Micrometer Stand

Code No	Description
MW279-01A	Stand for micrometers up to 100mm





# Large Adjustable External Digital Micrometer 220 Series


## At a Glance



Range up to 1000mm

## Features

- Digital functions: tolerance indication, on/off, zero-setting, battery low indication
- Features wide measuring range with interchangeable anvils
- Low weight tubular frame with insulated grips
- Tungsten carbide measuring faces
- Hardened and ground spindles/anvils
- Satin-chrome scale
- Constant force ratchet on thimble
- Adjusting key
- Standard: DIN 863
- Supplied with setting standards
- Supplied in wooden box



MW220-01DDL

### Large Adjustable External Digital Micrometer - 220 Series

Code No	Range (mm)	Resolution (mm)
MW220-01DDL	300-400	0.001
MW220-02DDL	400-500	0.001
MW220-03DDL	500-600	0.001
MW220-04DDL	600-700	0.001
MW220-05DDL	700-800	0.001
MW220-06DDL	800-900	0.001
MW220-07DDL	900-1000	0.001

Visit our Website

For more information please click here



# Analogue Indicating Snap Micrometer

## At a Glance



Range up to 50mm

- Micrometer accuracy 0.003mm

## Features

- Retractable anvil with an indicator for precise measurement of mass produced parts
- Indicator accuracy 0.001mm
- Adjustable depth stop



MW290-01

### Analogue Indicating Snap Micrometer

Code No	Range (mm)	Resolution (mm)	Indicator Range (mm)
MW290-01	0-25	0.001	+/- 0.04
MW290-02	25-50	0.001	+/- 0.04



# Digital Snap Gauge Micrometer

## At a Glance



Range up to 25mm



IP54 Protection

## Features

- Snap gauge operation with support bar
- Large circular, colour LCD display
- Measuring system with high precision optical linear encoder
- Resolution of 0.0002mm
- Configurable as an analogue dial, or as digital display
- Configurable tolerances, colour indication of Under, In, or Over tolerance
- Wireless data comms direct to Windows applications – no need for a dongle or software
- Tungsten carbide anvils, chrome finished thimble with vernier scale
- Rechargeable internal lithium battery (USB charging cable supplied)
- Auto power off
- IP54 Protection
- Supplied in an aluminium case

Visit our Website

For more information please click here

Go back to **Contents**

## MICROMETERS

The MW202-01DSBT Snap Micrometer has a high resolution of 0.0002mm coupled with modern features. It boasts a large circular colour display which can be configured to show values as purely digital or as a classical dial. Tolerances can be set to enable quick checking of parts. Measured values are displayed in green if within tolerance and yellow or red if under or over tolerance. The snap gauge offers a wireless data connection to a PC so readings can be sent directly to Windows applications without the need for a dongle or software. Comprised of tungsten carbide anvils and chrome finished thimble with vernier scale. It is powered by an internal lithium battery and supplied with a cable for recharging from a USB port. The IP54 rating offers protection against liquids and particles. Supplied with a protective aluminium case.



### Digital Snap Gauge

Code No.	Range (mm)	Resolution (mm)
MW202-01DSBT	0-25	0.0002



## CASE STUDY

# Sheffield Steel Stockholders Meet Tight Tolerances with a Moore & Wright Micrometer

Until recently, Phoenix Steels relied on a traditional Moore & Wright micrometre that was at least 30 years old. Although this model was still working well for them, Bowers has supplied the company with a brand new Moore & Wright digital external micrometer with a large LCD display, as well as a Moore & Wright workshop digital caliper.

Phoenix Steels is involved in the day-to-day processing of all popular grades of tool steels, including the manufacture of ground flat stock. In addition, the company also supplies and stocks key steel and silver steel, along with O1, D2, H13, P20, M2, and 1.2767, bar from its 8000sq ft warehouse in the centre of Sheffield. They also stock and supply O1 sheet from 2.4mm thick up to 6mm which can be cropped and precision roller flattened to customer specifications.

Micrometers are used to measure the sheet prior to the cutting and roller flattening process, giving the surface grinding machine operators an accurate measurement of the starting size of the steel. After the grinding process, during which various sizes of ground flat stock are produced, micrometers are used again to check that the finished product is within tolerance.

Phoenix Steels manufactures and stocks a full range of standard metric and imperial sizes, and tolerances are typically tight; +/- 0.001 inch or - nil + 0.05mm. Tolerances for finished products are industry standard for ground flat stock, and as long as these standards are met with accuracy they can be passed for sale. The company has an in house grinding facility to ensure speedy, small batch production in order to keep the stock programme up to date.

Steve Thompson, formerly of Sheffield based Tool Steel Blanks, runs the cropping and roller flattening operation at Phoenix Steels. Steve is in charge of the quality control of the finished products, and uses the micrometers to ensure accurate measurement. Steve said:

“Meeting the tight tolerances of our ground flat stock is imperative to the quality and repeatability of the products we sell. Our customers trust that the steel we provide them with is consistently accurate, ensuring that they can manufacture their products with confidence.”

Phoenix Steels is very satisfied with the Moore & Wright products, and firmly believes they are the best on the market. Steve continued:



“Compared to other generic copies on the market, Moore & Wright micrometers are noticeably more accurate, more reliable, and of higher quality. We use them several times a day and trust them completely to provide an accurate readout. They are a key instrument in the day to day working of the business. The new micrometer has a large digital display, which is clear, convenient and easy to use.”

Phoenix Steels' supply of ground flat stock is predominantly used in tool making, as well in the making of knives, punches, jigs and fixtures. The company is also well equipped to produce special sizes for the bespoke requirements of customers; whether these are individual pieces, small batch, or full production quantities of ground flat stock or pre-machined bar.

Mark Skinner, Production Director at Phoenix Steels said:

“We have developed the supply of special sizes of ground tool steel down to a fine art. The Moore & Wright micrometers are very useful as they enable us to ensure that the steel we provide matches standard tolerances, as well as the specialist requirements of customers. It is our aim to produce stock with precision, accuracy and quality, directly meeting the required customer specification.”



# Traditional Internal Micrometers 900 Series

## At a Glance



Range up to 825mm / 12"

## Features

- Complies with: BS959
- All models supplied in a fitted case

Each model comprises a measuring head, a set of extension rods and a spacing collar to facilitate alternative measuring ranges. The smaller models (901, 902 & 903) have detachable extension handles.



### Traditional Internal Micrometers - 900 Series - Metric

Code No	Range (mm)	Accuracy (mm)	Head Range (mm)
901M	25-55	0.003	5
902M	50-210	0.003	10
903M	50-310	0.003	10
908M825	200-825		25

### Traditional Internal Micrometers - 900 Series - Imperial

Code No	Range (inch)	Accuracy (inch)	Head Range (inch)
901	1-2	0.0001	0.25
902	2-8	0.0001	0.50
903	2-12	0.0001	0.50

Visit our Website

For more information please click here

# Tubular Internal Micrometer 300 Series

## At a Glance



Range up to 2000mm

## Features

- Ideal for large diameters
- Tungsten carbide measuring faces All measuring faces are micro-lapped
- Satin-chromed scale and body with lock screw
- Supplied with setting piece
- Standard: DIN 863
- Supplied in a wooden box



### Tubular Internal Micrometer - 300 Series

Code No	Range (mm)	Resolution (mm)
MW300-01	50-250	0.01
MW300-02	50-600	0.01
MW300-04	150-2000	0.01

# Caliper Type Inside Micrometer 280 Series

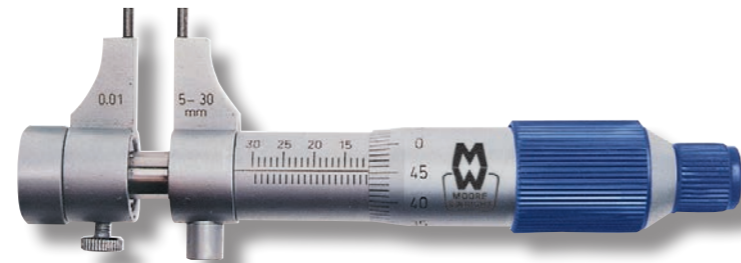
## At a Glance




Range up to 200mm

## Features

- Satin chrome finished frame
- Constant force ratchet thimble
- Locking clamp for positive locking of spindle
- Adjusting key
- Standard: DIN 863
- Measuring the inside of a bore or hole
- Pin diameter 2mm, length 5mm (only applicable to MW280-01)
- Supplied in case



MW280-01



MW280-04

### Caliper Type Inside Micrometer - 280 Series

Code No	Range (mm)	Resolution (mm)	Accuracy (mm)	Setting Rings
MW280-01	5-30	0.01	0.005	Yes
MW280-02	25-50	0.01	0.005	Yes
MW280-03	50-75	0.01	0.005	No
MW280-04	75-100	0.01	0.005	No
MW280-05	100-125	0.01	0.005	No
MW280-06	125-150	0.01	0.005	No
MW280-07	150-175	0.01	0.005	No
MW280-08	175-200	0.01	0.005	No

Visit our Website

For more information please click here

# Standard Micrometer Head 310 Series

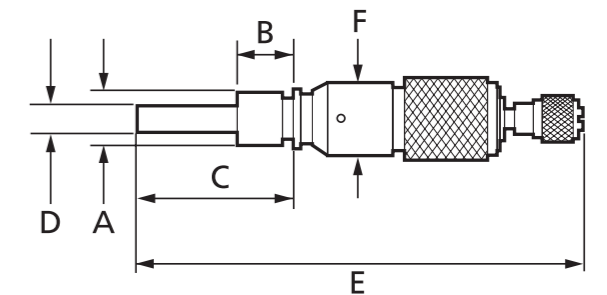
## At a Glance



Range up to 25mm

## Features

- Spindle diameter 6.5mm
- Universal micrometer head for X-Y stages or other purposes
- Satin-chrome finished body
- Laser engraved graduations
- With constant force ratchet



### Standard Micrometer Head - 310 Series

Code No	Range (mm)	Note	Resolution (mm)
MW310-25	0-25	Flat anvil	0.01

### Dimensions

Code No	A (mm)	B (mm)	C (mm)	D (mm)	E (mm)	F (mm)
MW310-25	12.00	16.00	46.00	6.50	115.00	18.00



# Digital Indicator 405 Series

## At a Glance



Range up to 25mm / 1"

## Features

- Large LCD display (11mm high digits)
- Functions: ABS / INC (absolute and incremental), zero setting, tolerance band setting and indication, auto power off
- Reading options: metric (mm) / imperial (inches)
- 8mm stem or attachable lugback
- 57mm diameter housing
- Battery: 3V CR2032



MW405-04DB

### Dial Indicator - 405 Series - Metric

Code No	Range (mm)	Resolution (mm)	Accuracy (mm)
MW405-04DB	0-12.7	0.01	±0.02
MW405-06DB	0-25.0	0.01	±0.03

### Dial Indicator - 405 Series - Imperial

Code No	Range (inch)	Resolution (inch)	Accuracy (inch)
MW405-04DB	0-0.5	0.0005	±0.0008
MW405-06DB	0-1.0	0.0005	±0.0012

## Visit our Website

For more information please click here



Go back to **Contents**



**BOWERS GROUP**



# Digital Absolute Indicator 430-DABS Series

## At a Glance



Range up to 50.8mm / 2.0"



Water and dust resistant to IP54 specification

## Features

- Absolute Measuring System
- Large LCD display on 58mm diameter dial face
- ABS/INC (absolute and incremental modes)
- Configurable as mm or inches
- Zero and offset setting
- Tolerance settings
- IP54 Ingress Protection
- 8mm/H7 clamping diameter
- Configurable as lugback or flat back



MW430-01DABS

### Digital Absolute Indicator - 430-DABS Series

Code No	Range (mm)	Range (inch)	Resolution (mm)	Resolution (inch)	Accuracy (mm)	Accuracy (inch)
MW430-01DABS	0-12.5	0-0.5	0.001	0.00005	±0.004	±0.0002
MW430-02DABS	0-25.4	0-1.0	0.001	0.00005	±0.005	±0.00025
MW430-03DABS	0-50.8	0-2.0	0.001	0.00005	±0.006	±0.0003

### Digital Absolute Indicator - 430-DABS Series

Code No	Description
MW-Y100/700USB	Data Cable-USB to suit all DABS products



# Dial Indicator 401 Series

## At a Glance



Range up to 25mm / 1"

## Features

- With tungsten carbide contact point
- Adjustable bezel with stop screw
- Standard: ANSI B89.1.10
- Aluminium body
- Tolerance indicators
- Lug back (flat back is optional)



MW401-01

MW401-02

MW401-05

### Dial Indicator - 401 Series - Metric

Code No	Range (mm)	Resolution (mm)	Accuracy (mm)	Bezel Diameter (mm)	Stem Diameter (mm)
MW401-05	0-25.0	0.01	±0.035	60	8

### Dial Indicator - 401 Series - Imperial

Code No	Range (inch)	Resolution (inch)	Stem Diameter (inch)
MW401-01	0-0.5	0.001	3/8
MW401-02	0-1.0	0.001	3/8

Visit our Website

For more information please click here



Go back to Contents



BOWERS GROUP



# Dial Test Indicator 420 Series

## At a Glance



Range up to 0.8mm / 0.030"

## Features

- High precision fully jewelled bearings
- Rotating dial
- Two dovetail clamps
- Carbide points
- Standard: ANSI B89.1.10, DIN2270
- Automatic reversal of measuring direction
- Styli length: 12mm / 1/2", M1.4 thread



MW420-03

### Dial Test Indicator - 420 Series - Metric

Code No	Range (mm)	Graduation (mm)	Dial Reading (mm)	Dial Diameter (mm)	Accuracy (mm)
MW420-03	0.8	0.01	0-40-0	25	0.013
MW420-04	0.8	0.01	0-40-0	37	0.013

### Dial Test Indicator - 420 Series - Imperial

Code No	Range (inch)	Graduation (inch)	Dial Reading (inch)	Dial Diameter (inch)	Accuracy (inch)
MW420-031	0.030	0.0005	0-15-0	1	0.0005
MW420-041	0.030	0.0005	0-15-0	1 1/2	0.0005

# Dial Indicator 400 Series

## At a Glance



Range up to 50mm

## Features

- Double dial indicator for measuring mm stroke
- MW400-01 to MW400-06 have jewel bearings
- Satin-chromed body
- Tungsten carbide contact point
- Adjustable bezel with stop screw
- Shock proof
- Standard: DIN 878



MW400-01



MW400-02



MW400-03



MW400-04



MW400-05



MW400-06


# Dial Indicator 400 Series



MW400-06B



MW400-08



MW400-09



DIP223M

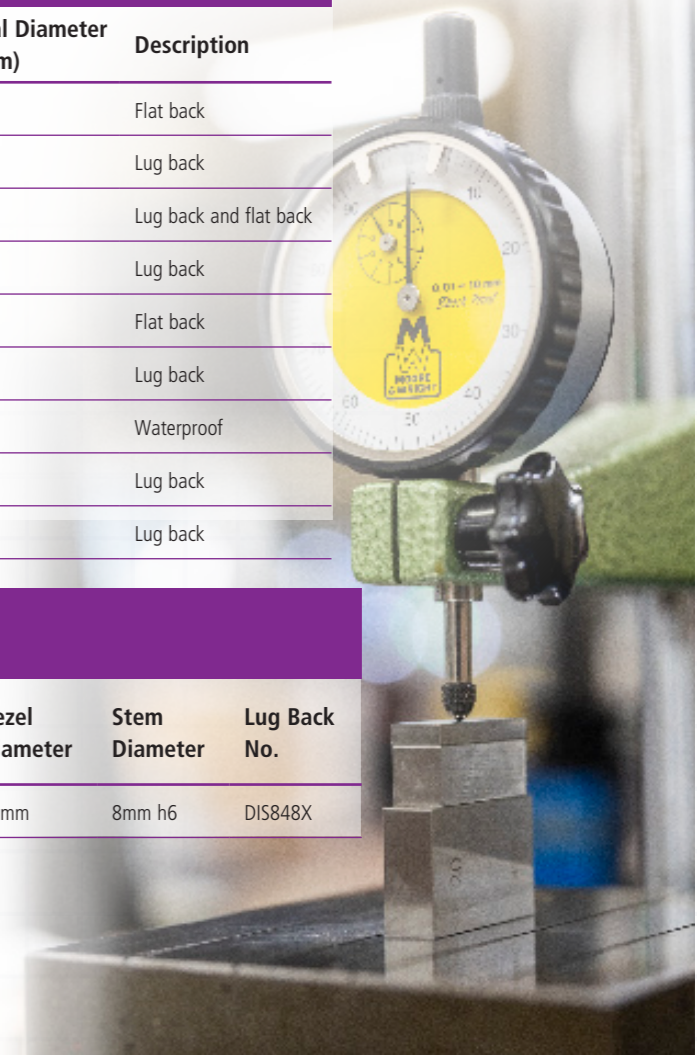
## Dial Indicator - 400 Series

Code No	Range (mm)	Resolution (mm)	Accuracy (mm)	Dial Diameter (mm)	Description
MW400-01	0-1.0	0.001	±0.004	58	Flat back
MW400-02	0-1.0	0.001	±0.004	58	Lug back
MW400-03	0-3.0	0.01	±0.012	42	Lug back and flat back
MW400-04	0-5.0	0.01	±0.014	42	Lug back
MW400-05	0-10.0	0.01	±0.016	58	Flat back
MW400-06	0-10.0	0.01	±0.016	58	Lug back
MW400-06B	0-10.0	0.01	±0.02	54	Waterproof
MW400-08	0-30.0	0.01	±0.035	58	Lug back
MW400-09	0-50.0	0.01	±0.04	58	Lug back

## DIP223M

Code No	Range (mm)	Graduation (mm)	One Revolution of Pointer	Scale Reading	Bezel Diameter	Stem Diameter	Lug Back No.
DIP223M†	10	0.01	1mm	0-100	58mm	8mm h6	DIS848X

\* Waterproof † Shockproof



Visit our Website

For more information please click here



# Dial Test Indicator 421 Series

## At a Glance



Range up to 0.2mm

## Features

- Rotating dial and two dovetail clamp
- Standard: ANSI B89.1.10, DIN2270
- Automatic reversal of measuring direction
- High precision fully jewelled bearings
- Carbide points
- Styli length: 12mm / 1/2"



MW421-01

### Dial Test Indicator 421 Series - Metric

Code No	Range (mm)	Accuracy (mm)	Dial Reading (mm)	Dial Diameter (mm)	Graduation (mm)
MW421-01	0.2	0.004	0-100-0	25	0.002
MW421-02	0.2	0.004	0-100-0	37	0.002

### Dial Test Indicator 421 Series - Imperial

Code No	Range (inch)	Accuracy (inch)	Dial Reading (inch)	Dial Diameter (inch)	Graduation
MW421-01i	0.008	0.0002	0-4-0	1	0.0001
MW421-02i	0.008	0.0002	0-4-0	1 1/2	0.0001

## Visit our Website

For more information please click here



Go back to **Contents**



**BOWERS GROUP**



# Dial Test Indicator 422 Series

## At a Glance



Range up to 1.6mm / 0.060"

## Features

- Long range - twice the range of most indicators.
- Standard: ANSI B89.1.10, DIN2270
- Automatic reversal of measuring direction
- High precision fully jewelled bearings
- Rotating dial
- Two dovetail clamps
- Carbide points
- Styli length: 12mm / 1/2"



MW422-01

### Dial Test Indicator 422 Series - Metric

Code No	Range (mm)	Accuracy (mm)	Dial Reading (mm)	Dial Diameter (mm)	Graduation (mm)
MW422-01	1.6	0.013	0-40-0	37	0.01

### Dial Test Indicator 422 Series - Imperial

Code No	Range (inch)	Accuracy (inch)	Dial Reading (inch)	Dial Diameter (inch)	Graduation
MW422-01i	0.060	0.0005	0-15-0	1 1/2	0.0005


# Universal Centre Finder with Indicator

## At a Glance

- Universal equipment for finding the centre of a bore or to measure the concentricity of work pieces

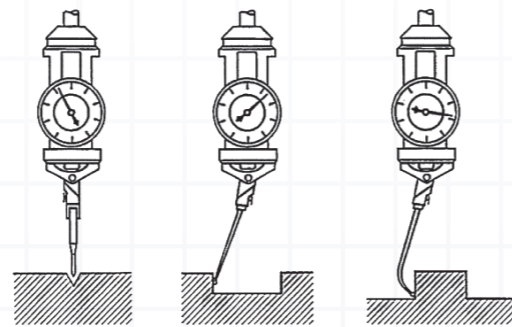
## Features

- Indicator always faces operator, also when spindle runs
- With double indicator for maximum accuracy
- For vertical and horizontal use
- Includes 6 touch points for internal and external measurement



### Universal Centre Finder with Indicator

Code No	Range - Internal (mm)	Range - External (mm)	Concentricity (mm)	Accuracy (mm)	Indicator Range (mm)
MW612-01	3.5-300	0-300	0.005	0.01	0-3



Visit our Website

For more information please click here

# Dial Test Indicator Accessories



### Dial Test Indicator Accessories

Code No	Description
MW-Z40010	Universal Holder
MW-Z40012	Contact point 12mm length, 1mm steel ball
MW-Z40013	Contact point 12mm length, 2mm carbide ball
MW-Z40014	Contact point 12mm length, 3mm carbide ball

### Dial Test Indicator Accessories

Code No	Description
MW-Z40016	Contact point 1/2" length, 0.040" steel ball
MW-Z40018	Contact point 1/2" length, 0.120" carbide ball
MW-Z40020	Dovetail stem 4mm clamping diameter
MW-Z40022	Dovetail stem 8mm clamping diameter



# Magnetic Indicator Stand 475 Series

## At a Glance

- Magnetic force 80Kg / 175lbs

## Features

- Basic type, with fine adjustment, can be used with indicators with or without lug back
- With powerful on / off magnetic base
- Accepts dial test indicators, digital indicators and normal indicators
- Extra rigid



### Magnetic Indicator Stand - 475 Series

Code No	Description
MW475-01	With fine adjustment

## Visit our Website

For more information please click here



# Magnetic Indicator Stand 470 Series

## At a Glance

- Magnetic force 80Kg / 175 LBS

## Features

- Basic type, without fine adjustment, can be used with indicators with or without lug back
- With powerful on/off magnetic base
- Accepts dial test indicators, digital indicators and normal indicators
- Extra rigid



### Magnetic Indicator Stand - 470 Series

Code No	Description
MW470-01	Without fine adjustment



# Flexible Magnetic Base 496 Series

## At a Glance

- Magnetic force 40kg / 85lbs

## Features

- Corrosion resistant chrome plated flex arm
- Holds rigidly in almost any position
- V -base for mounting on rounded surfaces



Flexible Magnetic Base - 496 Series

Code No	Description
MW496-01	Mechanically locking flexible arm

## Visit our Website

For more information please click here



# Hydraulic Magnetic Base 485 Series

## At a Glance

- Magnetic force 80Kg / 175lbs

## Features

- Magnetic Locking Base
- Features a unique hydraulic central lock for all arms and swivel positions
- With fine adjustment
- A powerful on/off magnetic base with force of 80kg / 175lb
- Universal model which can be used for indicators with or without lug on back plate
- Accepts dial test indicators, digital indicators and normal indicators
- Dovetail groove for clamping a dial test indicator
- Super rigid



Hydraulic Magnetic Base - 485 Series

Code No	Description
MW485-01	Universal arm with single hydraulic locking knob



# Articulating Magnetic Base with Fine Adjustment 477 Series

## At a Glance

- 30kg clamp force

## Features

- Versatile magnetic base that can be adjusted in almost unlimited ways
- With fine adjustment
- V -base for mounting on rounded surfaces



## Articulating Magnetic Base with Fine Adjustment - 477 Series

Code No	Description
MW477-01	Articulating arm with fine adjustment



## Visit our Website

For more information please click here

## CASE STUDY

# Hack Engineering Ensures Quality Engine Builds with Moore & Wright Vernier Caliper

Moore & Wright vernier calipers are an invaluable tool for through process measurements on components used in performance engine builds.

Based in Barcombe, East Sussex, Hack Engineering rely heavily on Moore & Wright vernier calipers for carrying out through process measurements on components used in performance engine builds. Hack Engineering originated as a supplier of high-end performance parts for BMW, before undertaking exponential growth of the business that led to the opening of its first workshop, engine building facilities, part supply operations, and the creation of its own-branded machine shop.

Alex Lester, Technical Director at Hack Engineering said:

“Every person in the business has access to a Moore & Wright vernier caliper, and even the parts department is regularly seen using one to assist customers with double checking component dimensions. Not only is quality increased, but the wastage of parts is also reduced as measurements can easily be taken throughout various manufacturing processes.

There are so many inferior verniers out there, and with the heavy use ours get we decided to get one of the best. The Moore & Wright vernier caliper is the perfect tool for carrying out through process measurements and for quick sanity checks. It feels good in the hand and offers repeatable measuring time and time again.”

Accurate measurement of engine components is critical to a quality engine build. When parts are machined or ordered incorrectly, it can have an adverse effect on both the performance and longevity of the engine, often resulting in a rebuild process that can hamper the profitability of the project.

It is important, therefore, to ensure that accuracy, precision and resolution is achieved throughout all aspects of the build, something that can be enhanced by choosing the correct, high-quality tools, like the Moore & Wright range of workshop tools.

Alex continued:

“When dealing with performance engines, having the right equipment not only makes the job more efficient but also allows you to offer the customer a service and a product that makes you stand out from the rest. We are always of the opinion that anyone can build an engine. But building an engine that lasts and performs at its optimum involves patience, careful measuring, and extreme cleanliness.


Being able to offer an engine that not only performs well, but also offers longevity is one of our core beliefs. This all comes down to blueprinting each component. Whether it is piston to bore wall measurements or measuring and calculating the movement in BMW's variable valve system, VANOS, the quality of the machining, blueprinting and assembly are critical. It all comes down to the measuring equipment used.

As always Bowers support is the best, a complete understanding of measuring and measuring processes is felt whenever advice or support is needed.

In my opinion, no engineer's toolbox is complete without a vernier caliper. It's the first measuring tool to own when setting out in this trade! Without one, you may as well just guess a number.”

Founded in 2013 by Ben Koflach, the business aim of Hack Engineering was to offer knowledgeable, reliable parts supplies in the UK. With vast experience working in the historic motorsport industry, Ben invested his skills forward into opening the first Hack Engineering workshop in 2016, increasing stockholding offering VANOS rebuilds and other engine work for BMW M cars.

Technical Director, Alex Lester, joined as a business partner in 2018, bringing with him a wealth of machining and engine reconditioning knowledge, forming the basis of Hack Engineering Machine Shop. By moving machine work in-house, engine-building became ever more prominent in the company's offering, and it has continued to rapidly grow ever since.





# Magnetic Base and Indicator Set

## At a Glance

- Includes MW475-01 magnetic base with fine adjustment and MW400-06 0-10mm/0.01mm dial indicator

## Features

- Combined set for extra value



### Magnetic Base and Indicator Set

Code No	Description
MW475-SET1	Magnetic base with MW400-06 dial indicator

## Visit our Website

For more information please click here



# Magnetic Base and Indicator Set

## At a Glance

- Includes MW475-01 magnetic base with fine adjustment and MW405-04DB 0-12.5mm/0.01mm digital indicator

## Features

- Combined set for extra value



### Magnetic Base and Indicator Set

Code No	Description
MW475-SET2	Magnetic base with MW405-04DB digital indicator



# Universal Bevel Protractor

## At a Glance

- 300mm / 12" and 150mm / 6" rule

## Features

- Manufactured from high quality hardened and ground stainless steel
- High precision satin chromed scale
- Minimum reading 5 minutes
- Magnifying glass for easy reading
- With fine adjustment and acute angle attachment
- Packed as set in plastic box



### Universal Bevel Protractor

Code No	Range
MW500-01	360°

## Visit our Website

For more information please click here



# Dial Bevel Protractor

## At a Glance

- 300mm / 12" rule and 150mm / 6" rule

## Features

- Features high quality indicator
- Made of high quality hardened and ground stainless steel
- High precision satin chromed scale
- Minimum reading 5 minutes
- With fine adjustment and acute angle attachment
- Packed as set in plastic box



### Dial Bevel Protractor

Code No	Range
MW510-01	360°



# Protractor with Rule 946 Series

## At a Glance

- Rule 80-200mm Diameter

## Features

- Made of tool steel
- Satin chromed laser engraved scale
- Robust and durable design



MW946-01

### Protractor With Rule - 946 Series

Code No	Length (mm)	Diameter of Scale (mm)
MW946-01	120	80
MW946-02	150	120
MW946-03	200	150
MW946-04	300	200

## Visit our Website

For more information please click here



# Digital Protractor

## At a Glance

- Hold function
- Reversible reading

## Features

- Large LCD display
- Strong magnets on all blade edges
- Easy-to-use and strong lock device



MW505-01

### Digital Protractor

Code No	Accuracy °	Range	Size	Resolution
MW505-01	±0.2	360°	100mm / 4"	0.05°
MW505-02	±0.2	360°	200mm / 8"	0.05°
MW505-03	±0.2	360°	300mm / 12"	0.05°

# Digital Combination Set 4pc

## At a Glance

- Full 360° reading, accuracy 0.2° per 180°, resolution 0.05°

## Features

- Digital protractor with LCD display
- Reverse reading, hold reading and display orientation functions
- Square head with 45° and 90° angles, accuracy ±0.025mm (±0.001")
- Centre head, accuracy ±0.025mm (±0.001")
- Protractor, centre and square with locking knobs
- Chrome plated stainless steel beam 305mm (12")
- Spirit level for quick reference
- Marking scribe
- Battery 3V CR2032 with auto power off
- Supplied in a durable plastic case
- Total weight, 1.4Kg including case

The **Moore & Wright Digital Combination Set** is an essential tool for precision measurement and layout in a variety of professional applications. This versatile set includes a Digital Protractor Head, a Centre Head, and a Square Head, mounted on a chrome plated Stainless Steel Beam and each designed for superior accuracy and ease of use.

The Digital Protractor Head offers a 360° reading capability, both in direct and reverse directions, with an impressive accuracy of 0.2° per 180°. It features a high-resolution digital display and multiple functions, including zeroing the reading, inverting the display, and holding readings for convenience. Its robust design also includes a spirit level and lock knobs for secure blade and protractor positioning.

The Centre Head excels at locating the centre of round or square objects with an accuracy of ± 0.025mm (0.001"), making it indispensable for tasks requiring precise alignment. Meanwhile, the Square Head ensures accurate determination of 45°, 90° angles and parallel lines, with the same ± 0.025mm (0.001") precision, perfect for checking squareness and layout consistency.



# Digital Combination Set 4pc

## PROTRACTORS & COMBINATION SETS



This combination set is ideal for machinists, woodworkers, and engineers, offering unmatched versatility, durability, and precision for a wide range of measurement tasks. Whether you're marking, measuring, or aligning, the Moore & Wright Digital Combination Set ensures accuracy and reliability in every use.

### Digital Combination Set 4pc

Code No	Range	Accuracy			Resolution Digital Protractor Head
		Digital Protractor Head	Center Head	Square Head	
MW522-01	180°	0.2° per 180°	±0.025mm (±0.001")	±0.025mm (±0.001")	0.05°



Visit our Website

For more information please click here




# Traditional Precision Combination Set - CSME12 - Metric/Imperial

## At a Glance

- Protractor has full 360° scale plate, graduated 0 - 180° - 0

## Features

- Fully hardened and tempered precision rules with deeply etched graduations on both sides
- Metric/Imperial Traditional Precision Combination Set
- Fully hardened and ground datum faces to resist wear
- Centrally mounted protractor vial allows unrestricted viewing
- Satin chrome scale plate on protractor
- Unique rule clamp allows positive location and clamping
- Square head offers the following fixed angles: 15°, 30°, 45°, 60°, 75° & 90°
- Centre head offers a fixed 90° angle, for finding the centre of round bar stock up to 120mm diameter
- Clipped corner on rule to maximise capability



CSME12

### Traditional Precision Combination Set - CSME12 - Metric/Imperial

Code No	Application Range	Description
CSME12	Precision Combination Set	Full set inc. 300mm / 12" rule, Protractor head, Square head & Centre head
CSRME12	Rule, 300mm / 12"	Metric graduations: in 0.5mm, numbered every 10mm Imperial graduations: 32nds and 64ths numbered every 1/8"
CSRME24	Rule, 600mm / 24"	Metric graduations: in 0.5mm, numbered every 10mm. Imperial graduations: 32nds and 64ths numbered every 1/8"

### Replacement Components (To suit CSM300 & CSME12)

CSPRO	Protractor head
CSSH	Square head
CSCH	Centre head
RPCSCS-S	Replacement rule clamp screw

## Visit our Website

For more information please click here




# Workshop Combination Set 521 Series

## At a Glance

- Stainless steel 300mm / 12" ruler, engraved graduations, one side metric, one side imperial

## Features

- A square head, protractor head, and centre head, for attaching to the steel rule
- Each head may be locked into position
- Protractor with 180°
- Spirit level for quick reference




### Workshop Combination Set - 521 Series

Code No	Range	Description
MW521-01	180°	4 items in set

# Contents

Contents	Page No.
Height Gauging	
192 Digital Mini Height Gauge	105
190 Series Height Gauge	106
Digital 193 Series Height Gauge	107
Double Column 195 Series Height Gauge	108
197 Series Height Gauge	109

[103](#)



# Height Gauges



# 192 Digital Mini Height Gauge

## At a Glance



Range: 0-150mm (0-6")



Water and dust resistant to IP54 specification

## Features

- Large LCD display
- Solid aluminium alloy base with magnets
- Functions: ABS / INC (absolute and incremental), zero setting, on/off
- Reading options: Metric / Inches / Fractions
- Hardened stainless steel beam
- Locking screw for position hold
- CR2032 battery
- Supplied in a durable plastic case

Experience the ultimate precision in your measurements with our **Moore & Wright Digital Mini Height Gauge**. This compact and versatile measuring tool is designed to deliver accurate height measurements with ease and efficiency. Whether you need to measure the height of a workpiece, set up machinery, check drill depths, or perform quality control inspections, our adaptable height gauge delivers accurate and reliable results every time.

### 192 Digital Mini Height Gauge - Metric

Code No	Range (mm)	Resolution (mm)	Accuracy (mm)
MW192-20D	0-150	0.01	0.03

### 192 Digital Mini Height Gauge - Imperial

Code No	Range (inch)	Resolution (inch)	Accuracy (inch)
MW192-20D	0-6	0.0005	0.001



Visit our Website

For more information please click here



# 190 Series Height Gauge

## At a Glance



Range: 0-600mm (0-24")

## Features

- Easy to read LCD display
- Functions: mm/inch conversion, on/off, zero setting, battery low indication
- Soft keys for maximum operating comfort
- Ground micro-lapped measuring surfaces

## HEIGHT GAUGES

The **Moore & Wright 190 series digital height gauge** is a robust, easy to use height gauge featuring fine adjustment for high precision measurement.

With an easy to read LCD display and range of useful functions, the Moore & Wright 190 series digital height gauge is a great addition to any workshop.



MW190-30DBL

### 190 Series Height Gauge (Metric)

Code No	Range (mm)	Accuracy (mm)	Resolution (mm)	Size of base (mm)
MW190-30DBL	0-300	0.04	0.01	90 x 140
MW190-50DBL	0-500	0.05	0.01	120 x 180
MW190-60DBL	0-600	0.05	0.01	120 x 180

### 190 Series Height Gauge - (Imperial)

Code No	Range (inch)	Accuracy (mm)	Resolution (inch)
MW190-30DBL	0-12	0.04	0.001
MW190-50DBL	0-20	0.05	0.001
MW190-60DBL	0-24	0.05	0.001



# Digital 193 Series Height Gauge

## At a Glance



Range: 0-600mm

## Features

- Easy to read LCD Display
- **Functions:** mm/inch conversion, on/off, zero setting, battery low indication
- Add or subtract a pre-set value
- Ground & micro lapped measuring surfaces
- Carbide tipped measuring scribe
- Hand wheel operation with positive lock
- Fine adjustment for high precision measurement
- SR44 button cell battery
- Supplied in a durable plastic case



MW193-30DDL

The Moore & Wright 193 series digital height gauge is a robust, easy to use height gauge featuring fine adjustment for high precision measurement.

With an easy to read LCD display and range of useful functions, the Moore & Wright 193 series digital height gauge is a great addition to any workshop.

### Digital 193 Series Height Gauge

Code No	Range (mm)	Accuracy (mm)	Repeatability (mm)	Resolution (mm)
MW193-30DDL	0-300	+/- 0.040	0.01	0.01
MW193-60DDL	0-600	+/- 0.050	0.01	0.01

## Visit our Website

For more information please click here



Go back to **Contents**



**BOWERS GROUP**



# Double Column 195 Series Height Gauge


## At a Glance



Range: 0-600mm

## Features

- Provided with a hand feed wheel for easy up and down feeding
- The mechanical digital counters can be set to zero at any position
- The double column combines high stability with absolute accuracy
- With carbide tipped scribe
- The counter reads steps of 1mm



MW195-30

The Moore & Wright 195 Series Double Column Height Gauge is a stable, accurate, easy to use height gauge.

### Double Column 195 Series Height Gauge

Code No	Range (mm)	Resolution (mm)	Size of Base (mm)
MW195-30	0-300	0.01	125 x 85
MW195-50	0-600	0.01	180 x 120



# 197 Series Height Gauge

## At a Glance




Range up to 600mm / 24"



Protected from solid objects to IP40 specification

## Features

- Large backlit colour LCD display
- Wireless data transfer for export directly to a Windows application (Excel, Word, Notepad)
- Absolute and incremental functions with measurement hold
- Tolerance setting for Go/No Go indication
- User selectable resolution (see specification table)
- Large handwheel for fine raising and lowering of carbide tipped measuring scribe
- Two supporting pillars with smooth stable travel
- Locking lever for position hold
- 3V lithium battery CR2450, estimated battery life approximately 1 year
- IP40 ingress protection
- Hard protective plastic case



# 197 Series Height Gauge

## HEIGHT GAUGES

The **Moore & Wright MW197 Digital Height Gauge** is designed for accuracy and ease of use in any workshop. Featuring a large backlit colour LCD display, this gauge ensures clear visibility in various lighting conditions. The built-in wireless data transfer capability allows seamless data export directly to Windows applications such as Excel, Word, and Notepad, streamlining your workflow and eliminating manual error when recording readings.

### 197 Series Height Gauge

Code No.	Range (mm/inch)	Resolution (mm/inch)	Accuracy (mm/inch)
MW197-30DDL	0-300 / 0-12	0.01 or 0.001 / 0.0005 or 0.00005 (selectable)	0.02 / 0.001
MW197-60DDL	0-600 / 0-24	0.01 or 0.001 / 0.0005 or 0.00005 (selectable)	0.04 / 0.0015



MW197-30DDL

## Visit our Website

For more information please click here

# Contents

Contents	Page No.
M&W Levelling	
IP65 Magnetic Digital Level	113
Digital Height Pre-Setter	114
Digital Mini-Mag Level - 570 Series	115
Digital Level - 580 Series	116
Traditional Engineers' Level	117
Engineers' Level 550 Series	118

111



# Levelling



# IP65 Magnetic Digital Level

## At a Glance

Measuring range 4 x 90°

IP65 Electronics

## Features

- Level measuring function
- Relative angle measuring
- Magnets on bottom measuring surface
- Built in battery with Micro USB charging
- Wireless connectivity (MW575-01WIP)
- IP65 rated



MW575-01DIP

### IP65 Magnetic Digital Level

Code No	Description	Accuracy (°)	Resolution (°)
MW575-01DIP	Magnetic Digital Level	±0.2	0.05
MW575-01WIP	Magnetic Digital Level (Wireless)	±0.2	0.05



## Visit our Website

For more information please click here

# Digital Height Pre-Setter

## At a Glance

Range <2.5mm / <0.12"

IP65 Electronics

## Features

- Inductive measurement system
- 2.5mm travel
- 2 button design (On/Off + Set / mm/inch)
- LCD lights up when display shows 0.000
- Auto-on when measuring surface is moved
- CR2032 battery



### Digital Height Pre-Setter - Metric

Code No	Range (mm)	Resolution (mm)	Accuracy (mm)	Repeatability (mm)
MW620-03DIP	<2.5	0.001	0.005	0.003

### Digital Height Pre-Setter - Imperial

Code No	Range (inch)	Resolution (inch)	Accuracy (inch)	Repeatability (inch)
MW620-03DIP	<0.12	0.00005	0.0002	0.0001





# Digital Mini-Mag Level 570 Series

## At a Glance



Measuring range 360° (4 x 90°)

## Features

- Embedded magnets on two sides
- Standard 9V battery
- Dimensions: L60mm x H60mm x W35mm
- Wireless connectivity (MW570-01W)



MW570-01W

### Digital Mini-Mag Level - 570 Series

Code No	Description	Accuracy (°)	Resolution (°)
MW570-01	Digital Mini-Mag Level	±0.2	0.05
MW570-01W	Digital Mini-Mag Level (Wireless)	±0.2	0.05



Visit our Website

For more information please click here



Go back to **Contents**



**BOWERS GROUP**



# Digital Level 580 Series

LEVELLING

## At a Glance



Measuring: 4x90°

## Features

- Precision inclinometer sensor
- CNC machined super flat edge
- Heavy duty aluminium alloy body, chrome finish
- Laser accurately extends level capabilities
- Strong magnets on underside
- Battery: standard 9V



MW580-01

### Digital Level - 580 Series

Code No	Size (mm)	Size (inch)	Resolution (°)
MW580-01	150	6	0.05
MW580-02	225	9	0.05
MW580-03	600	24	0.05

116



# Traditional Engineers' Level

## At a Glance

- Main vial sensitivity of 1 minute
- Each level is fitted with a main, cross and plumb vial

## Features

- Main vial protected by rotating shroud
- Vial solution maintains colour and fluidity under all workshop conditions
- Precision ground cast base with vee groove for location on cylindrical work

The **Moore & Wright Traditional Engineers' Level** is a key item in any engineer's toolkit.

Boasting a main vial sensitivity of 1 minute, the Moore & Wright Traditional Engineers' Level has a precision ground cast base with vee groove for location on cylindrical work.



ELS



ELM

## Traditional Engineers' Level

Code No	Length (mm)	Length (inch)	Width (mm)	Width (inch)	Height (mm)	Height (inch)	Resolution (mm)	Resolution (inch)
ELM	310	12	36	1.42	58	2.28	0.3mm per metre	0.0035" per foot
ELS	165	6.5	34	1.34	46	1.81	0.3mm per metre	0.0035" per foot



## Visit our Website

For more information please click here



# Engineers' Level 550 Series

## At a Glance

- With four ground measuring faces

## Features

- Features zero-point adjustment
- With V-slot on base
- Made of cast iron, solid and rigid construction
- With sub-level tube

The **Moore & Wright 550 series** is a robust engineers' level with four ground measuring faces to give a more accurate solution.

Made of cast iron to ensure solid and rigid construction, the Moore & Wright 550 series engineers' level features zero-point adjustment and a V-slot on the base.

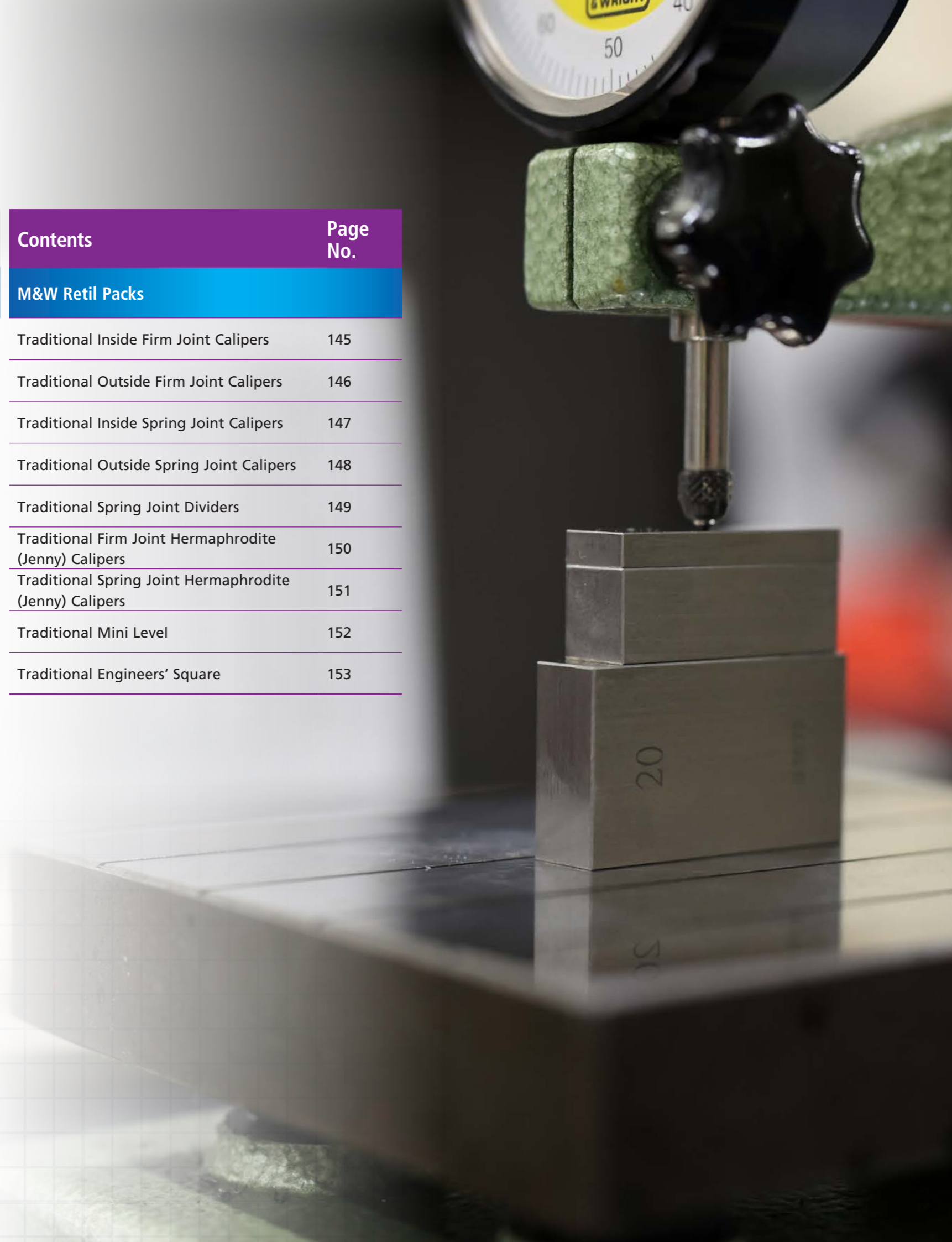


## Engineers' Level - 550 Series

Code No	Size of Base (mm)	Sensitivity (mm/m)
MW550-03	Mini Level	0.02

# Contents

Contents	Page No.	Contents	Page No.
<b>M&amp;W Workshop</b>		<b>M&amp;W Retil Packs</b>	
Traditional 'V' Blocks - Standard Pairs	121	Traditional Inside Firm Joint Calipers	145
Traditional 'V' Blocks & Clamps	123	Traditional Outside Firm Joint Calipers	146
Steel Pin Gauge Sets	125	Traditional Inside Spring Joint Calipers	147
Metric Steel Gauge Blocks - 700 Series	127	Traditional Outside Spring Joint Calipers	148
Mic-Check Gauge Block Set - 715 Series	129	Traditional Spring Joint Dividers	149
Dial Bore Gauge Setting Master - 720 Series	130	Traditional Firm Joint Hermaphrodite (Jenny) Calipers	150
126M Feeler Strip Singles - Imperial	131	Traditional Spring Joint Hermaphrodite (Jenny) Calipers	151
<b>119</b> Feeler Strip Sets	132	Traditional Mini Level	152
Traditional Radius Gauges	133	Traditional Engineers' Square	153
Traditional Screw Pitch Gauges	134		
Traditional Screw Cutting Gauge	135		
Feeler Gauges	137		
Traditional Drill & Standard Wire Gauges	139		
Telescopic Gauges Set	140		
Traditional Engineers' Rules	141		
Precision Engineers' Bevelled Edge Square	142		
Sliding 'T' Squares	143		
Traditional Depth Gauge	144		





# Traditional 'V' Blocks - Standard Pairs

## Features

- Manufactured from close grained cast iron
- Ground faces
- Supplied in matched and numbered pairs

The Moore & Wright Traditional 'V' Blocks are supplied in matched and numbered pairs only.

Manufactured from close grained cast iron, The Moore & Wright Traditional 'V' Blocks boast ground faces and are supplied in matched and numbered pairs. Please see specification table for further product information.

# Traditional 'V' Blocks - Standard Pairs

Traditional 'Vee' Blocks - Standard Pairs

Code No	Accuracy (mm)	Accuracy (inch)	Capacity (mm)	Capacity (inch)	Length (mm)	Length (inch)	Width (mm)	Width (inch)	Height (mm)	Height (inch)
211	0.04	0.0015	63	2.48	39	1.55	84	3.3	3.3	2.52
212	0.04	0.0015	80	3.15	44	1.75	104	104	104	2.91
213	0.05	0.0020	100	3.94	49	1.95	134	5.27	5.27	3.7
214	0.05	0.0020	125	4.92	54	2.15	154	6.06	6.06	4.09
215	0.06	0.0025	160	6.30	64	2.54	184	7.24	7.24	5.27
216	0.06	0.0025	200	7.87	74	2.94	224	8.82	8.82	6.45



[Visit our Website](#)

For more information please click here



# Traditional 'V' Blocks & Clamps

## Features

### 230 General Workshop Grade

- Manufactured from close grained cast iron
- Supplied in matched and numbered pairs
- One steel clamp and screw supplied per pair

### 231 Precision Vee Blocks

- Manufactured to BS3731 grade B
- Manufactured from case hardened and ground mild steel
- Supplied in matched pairs only
- Two malleable iron clamps with steel screws supplied with each pair of blocks

Moore & Wright Traditional 'V' Blocks & Clamps are designed for checking precision machine parts, general workshop use, and holding stock when drilling and milling.

Spare screws are available:

- 23001 - Spare Clamp and Screw for 230
- 23101 - Spare Clamp and Screw for 231



231

230

### Traditional 'Vee' Blocks & Clamps - Metric

Code No	Range (mm)	Accuracy (mm)	Length (mm)	Width (mm)	Height (mm)
230	40	0.05	50	40	40
231	25	0.01	42	32	32

### Traditional 'Vee' Blocks & Clamps - Imperial

Code No	Range (inch)	Accuracy (inch)	Length (inch)	Width (inch)	Height (inch)
230	1 1/2	0.020	2	1 1/2	1 1/2
231	1	0.004	1 5/8	1 1/4	1 1/4

Visit our Website

For more information please click here

## CASE STUDY

## WORKSHOP

# Moore&Wright Demonstrate Longevity in Practice with Tooling Specialists Robert Sorby

Working at the heart of the UK's steel and toolmaking industry since 1828, Robert Sorby has developed a truly global reputation for producing the finest edge woodworking tools. All its tools are made with the highest quality steel, which is hardened and tempered to its own specification. Polished flutes and hand-finished handles are typical of the quality and attention to detail that have always been the hallmarks of the Robert Sorby brand.

The use of hand tools, particularly Moore & Wright instruments, plays a crucial role in Robert Sorby's manufacturing processes. The Moore & Wright hand and workshop tools ensure precision, accuracy, and alignment of mating components, thereby facilitating smooth assembly, and improved final product quality.

Mark Furniss, Quality & Technical Engineer at Robert Sorby, said:

“ Moore & Wright hand tools are the backbone of precision and have been invaluable in the manufacturing of Robert Sorby's woodworking tools. With the exceptional accuracy and reliability, these tools enable our craftsmen to create the finest quality products that stand the test of time. Our partnership with Bowers Group is longstanding and the continued support from the team is second-to-none. ”

Every Robert Sorby tool is unique and hand-finished with the utmost care and attention to detail awarded to every piece, each of which is guaranteed to last a lifetime. By combining traditional processes - some of the techniques used to craft tools have remained unchanged for centuries - with modern equipment, Robert Sorby is able to blend 21st-century manufacturing methods with centuries-old crafting techniques.

The traditions of the company go hand in hand with its vision for the future. Always looking to develop new techniques and ways of working, with the sole purpose of enhancing its products and delivering a superior customer experience, which is why Robert Sorby works closely with reputable brands to fine-tune its manufacturing processes.

Moore & Wright tools have been an integral part of Robert Sorby's operations for the past two decades. These tools are primarily used in areas where inspection and precision play a critical role. By using Moore & Wright tools, Robert Sorby aims to maintain continuity, repeatability, and alignment accuracy of their components throughout the manufacturing process.

Used daily, shopfloor personnel predominantly utilise these tools, however they are readily available to anyone requiring them. This accessibility ensures that all team members can contribute to maintaining the high quality and precision standards set by the company.

The 1961M micrometer and the 150mm digital calipers are amongst the most frequently used Moore & Wright hand tools at Robert Sorby. The micrometer is employed for measuring critical diameters of turned components, while the digital calipers are used for length, depth, and dimensional measurements. Machining centre operators primarily rely on the digital calipers for their measurement needs.

The decision to invest in Moore & Wright tools was driven by multiple factors. Firstly, Robert Sorby's Quality Inspector had prior experience working with Moore & Wright tools not only as an apprentice but later in his career, and therefore recognised their value in maintaining exacting standards and tolerances. Additionally, the reputation of the Moore & Wright brand as a reliable and renowned tool manufacturer further solidified the decision to invest in their products.

The integration of Moore & Wright tools has brought about significant improvements for Robert Sorby. The tools are easy to use, providing a comfortable grip and ensuring accuracy in measurements. These precision instruments have solved the challenges posed by antiquated and unreliable measuring tools, resulting in enhanced product quality and improved manufacturing processes. The collaboration with Bowers Group, the distributor of Moore & Wright tools, has been exemplary, with prompt support and useful advice when needed.

By investing in these precision instruments, the company has achieved greater accuracy, maintained high-quality standards, and met customer expectations, as well as having become an essential element in achieving manufacturing excellence.

The partnership between Robert Sorby and Moore & Wright exemplifies the value of utilising top-quality tools to enhance processes and deliver superior products in the woodworking industry.



# Steel Pin Gauge Sets


## At a Glance



Manufacturing tolerance  
+/- .002mm

## Features

- Standard: Factory Standard
- Boxed sets complete with handle
- Each pin is laser engraved with its size
- above 1.5mm
- Each pin is stored in its own tube,
- marked with the pin size
- Pin length 50mm
- Supplied with a certificate of conformity
- Fully hardened to 60/62 HRC



# Steel Pin Gauge Sets

## Steel Pin Gauge Sets

Code No	Description	
MW725-01	Steel Pin Gauge Set 51pce	0.50-1.00x.01mm +/- 0.002mm C/W Handle
MW725-02	Steel Pin Gauge Set 100pce	1.01-2.00x.01mm +/- 0.002mm C/W Handle
MW725-03	Steel Pin Gauge Set 100pce	2.01-3.00x.01mm +/- 0.002mm C/W Handle
MW725-04	Steel Pin Gauge Set 100pce	3.01-4.00x.01mm +/- 0.002mm C/W Handle
MW725-05	Steel Pin Gauge Set 100pce	4.01-5.00x.01mm +/- 0.002mm C/W Handle
MW725-06	Steel Pin Gauge Set 100pce	5.01-6.00x.01mm +/- 0.002mm C/W Handle
MW725-07	Steel Pin Gauge Set 100pce	6.01-7.00x.01mm +/- 0.002mm C/W Handle
MW725-08	Steel Pin Gauge Set 100pce	7.01-8.00x.01mm +/- 0.002mm C/W Handle
MW725-09	Steel Pin Gauge Set 100pce	8.01-9.00x.01mm +/- 0.002mm C/W Handle
MW725-10	Steel Pin Gauge Set 100pce	9.01-10.00x.01mm +/- 0.002mm C/W Handle



MW570-01

Visit our Website

For more information please click here



# Metric Steel Gauge Blocks - 700 Series


## Features

### 700 Series

- Made from high quality stress relieved alloy steel
- Hardened to HV820 (HRC65)
- Excellent rigidity
- Size and serial number are engraved on each individual gauge block
- Available in 2 grades
  - Grade 1 for Inspection
  - Grade 2 for Workshop
- All sets have a MOORE & WRIGHT certificate
- All sets can be issued with a UKAS certificate at extra cost

### 710 Series

- Standard: DIN 861
- Made from solid carbide with high precision
- Service life is up to 6 times that of steel
- Excellent wringability due to micro polished surfaces
- Every gauge block has its own serial number
- Available in 3 grades
  - Grade 0 for calibration
  - Grade 1 for inspection
  - Grade 2 for workshop
- All sets have MOORE & WRIGHT certificate
- All sets can be issued with UKAS certificate at extra cost



MW700-05

# Metric Steel Gauge Blocks - 700 Series

## Steel Gauge Block Sets

Code No	Description	No. of Blocks
MW700-02	Grade 1	103
MW700-03	Grade 2	103
MW700-05	Grade 1	87
MW700-06	Grade 2	87
MW700-08	Grade 1	47
MW700-09	Grade 2	47
MW700-11	Grade 1	32
MW700-12	Grade 2	32

## Carbide Gauge Block Sets

Code No	Description	No. of Blocks
MW710-01	Grade 0	103
MW700-03	Grade 1	103
MW700-04	Grade 0	87
MW700-05	Grade 1	87
MW700-06	Grade 2	87
MW700-07	Grade 0	47
MW700-08	Grade 1	47
MW700-09	Grade 2	47
MW700-10	Grade 0	32
MW700-11	Grade 1	32
MW700-12	Grade 2	32

## Block Set Configuration

No. blocks	Nominal size	Qty	Step (mm)
103	1.005	1	
	1.01-1.49	49	0.01
	0.50-24.50	49	0.5
	25.0-100.0	4	25
47	1.005	1	
	1.01-1.09	9	0.01
	1.10-1.90	9	0.1
	1.0-24.0	24	1
87	1.001-1.009	9	0.001
	1.01-1.49	49	0.01
	0.50-9.50	19	0.5
	10.0-100.0	10	10
32	1.005	1	
	1.01-1.09	9	0.01
	1.10-1.90	9	0.1
	1.0-9.0	9	1
	10.0-30.0	3	10
	60	1	

Visit our Website

For more information please click here



# Mic-Check Gauge Block Set - 715 Series

## At a Glance

- For the inspection of Metric Micrometers according to DIN 863


## Features

- Nominal Gauge Sizes: 2.5, 5.1, 7.7, 10.3, 12.9, 15.0, 17.6, 20.2, 22.8, 25.0mm
- Inspection Grade: Grade 0
- Optical Flat: 30mm diameter, 12.0mm thick
- Supplied with a stand to conveniently hold the slip gauges
- Can be used horizontally or vertically
- Supplied in a fitted case with a M&W Calibration certificate



### Mic-Check Gauge Block Set - 715 Series

Code No	Description
MW715-01	10 Piece Mic-Check Gauge Block Set plus Optical Flat



## Visit our Website

For more information please click here



# Dial Bore Gauge Setting Master - 720 Series

## At a Glance

- For accurately setting any 2 point bore gauge up to 160mm in diameter to an accuracy of 0.01mm

## Features

- Bore Gauge Setting Master Kit
- Setting master and 33 piece metric gauge block set supplied in plastic case

## Setting Device

- Internal range 160mm
- Depth range 25mm
- Centraliser width 70mm
- Quick-release holder for fast adjustment


## Gauge Block Set

- Accuracy to DIN 861, Grade2
- 33 piece metric steel set
- Supplied in a fitted case with a M&W Calibration certificate



### Dial Bore Gauge Setting Master - 720 Series

Code No	Description
MW720-01	Bore Gauge Setting Master Kit






# 126M Feeler Strip Singles - Imperial

## At a Glance

- Hardened, tempered and polished steel.

## Features

- Marked for easy identification
- Standard: DIN 2275
- Nominal thickness is marked on each strip
- Supplied 10pc each pack



1260001

## 126M Feeler Strip Singles - Imperial

Code No	Length (inch)	Width (inch)	Thickness (inch)	Code No	Length (inch)	Width (inch)	Thickness (inch)
1260001	12	0.5	0.001	1260013	12	0.5	0.013
12600015	12	0.5	0.0015	1260014	12	0.5	0.014
1260002	12	0.5	0.002	1260015	12	0.5	0.015
1260003	12	0.5	0.003	1260016	12	0.5	0.016"
12600025	12	0.5	0.0025	1260017	12	0.5	0.017"
1260004	12	0.5	0.004	1260018	12	0.5	0.018"
1260005	12	0.5	0.005	1260019	12	0.5	0.019"
1260006	12	0.5	0.006	1260020	12	0.5	0.020"
1260007	12	0.5	0.007	1260021	12	0.5	0.021"
1260008	12	0.5	0.008	1260022	12	0.5	0.022"
1260009	12	0.5	0.009	1260023	12	0.5	0.023"
1260010	12	0.5	0.01	1260024	12	0.5	0.024"
1260011	12	0.5	0.011	1260025	12	0.5	0.025"
1260012	12	0.5	0.012				

## Visit our Website

For more information please click here




# Feeler Strip Sets

## At a Glance

- Hardened, tempered and polished steel.

## Features

- Standard: DIN 2275
- 20 piece feeler strip in wallet
- Nominal thickness is marked on each strip
- Imperial Set: Length 6", Range 1-25 Thou
- Metric Set: Length 150mm, Range 0.03 to 1.00mm



FS20E

## Feeler Strip Sets

Code No	Description
FS20E	Imperial 20 Piece Feeler Strip Set

# Traditional Radius Gauges

## At a Glance

- Accurately milled steel blades

## Features

- Designed to check both internal and external radii
- Marked with nominal size on each blade
- Mounted either on a ring or in a steel sleeve



204M



206M

### Traditional Radius Gauges - Ring

Code No	Range (mm)	Range (inch)	No. of Blades	Graduation (mm)	Graduation (inch)
204M	0.75-5		18	0.25	
204		1/32 - 17/64	16		1/64

### Traditional Radius Gauges - Metric

Code No	Description	Range (mm)	No. of Blades	Graduation (mm)
206M	Sleeve	0.75-5	18	0.25
204MA	Ring	5.5-13	16	0.5
206MA	Sleeve	5.5-13	16	0.5

### Traditional Radius Gauges - Imperial

Code No	Description	Range (inch)	No. of Blades	Graduation (inch)
206	Sleeve	1/32 - 17/64	16	1/64
204A	Ring	9/32 - 33/64	16	1/64
206A	Sleeve	9/32 - 33/64	16	1/64

Visit our Website

For more information please click here

# Traditional Screw Pitch Gauges

## Features

- Accurately milled steel blades
- Designed to check both internal and external thread forms
- Marked with nominal size on each blade
- All blades fixed in a steel sleeve
- Screw cutting gauge included



801



### Traditional Screw Pitch Gauges

Code No	Description	No. of Blades	Threads per (mm)
801	S.I. Metric	30	0.25, 0.3, 0.35, 0.4, 0.45, 0.5, 0.55, 0.6, 0.65, 0.7, 0.75, 0.8, 0.85, 0.9, 1.0, 1.1, 1.2, 1.25, 1.3, 1.4, 1.5, 1.6, 1.7, 1.75, 1.8, 1.9, 2.0, 2.5, 3.0
804	SI Metric & Whitworth	49	Metric: 0.4, 0.5, 0.7, 0.75, 0.8, 0.9, 1.0, 1.25, 1.50, 1.75, 2.0, 2.5, 3.0, 3.5, 4.0, 4.5, 5.0, 5.5, 6.0, 6.5, 7.0 Imperial: 4, 4.5, 5, 6, 7, 8, 9, 10, 11, 12, 13, 14, 16, 18, 19, 20, 22, 24, 25, 26, 28, 30, 32, 36, 40, 48, 60
806	Unified	30	4, 4.5, 5, 5.5, 6, 7, 8, 9, 10, 11, 11.5, 12, 13, 14, 15, 16, 18, 20, 22, 24, 26, 27, 28, 30, 32, 34, 36, 38, 40, 42
809	ISO Metric	22	0.35, 0.4, 0.45, 0.5, 0.6, 0.7, 0.75, 0.8, 1.0, 1.25, 1.5, 1.75, 2.0, 2.5, 3.0, 3.5, 4.0, 4.5, 5.0, 5.5, 6.0

Note: SI (System International) metric blades should not be used to check ISO (International Standards Organisation) metric threads due to interference of the thread forms; but ISO metric blades can be used to check SI metric threads.

# Traditional Screw Cutting Gauge

## At a Glance

- Suitable for most standard metric and imperial thread forms

## Features

- Accurately milled angles for precise evaluation of thread form
- Supplied in packs of 10



### Traditional Screw Cutting Gauge

Code No	Description	Pack Quantity
200	Thread form: SI, ISO, US Std. 60°. Thread form: Whitworth 55°. Thread form: British Association (BA). 47.5°. Thread form: ACME. 14.5°.	10

## Visit our Website

For more information please click here

## CASE STUDY

# Scottish Furniture Maker Achieves Precision and Quality with Moore & Wright Tools

Ebony Hill uses a Moore & Wright Straight Edge and Precision Engineers Square to make high quality furniture. To assist with this process, Ebony Hill needed a quality straight edge that would be certain not to flex. In addition, an engineer's square was required as opposed to a combination square, in order to avoid fractional variations and achieve the highest levels of precision and accuracy.

Ben Lock, Managing Director and Furniture Restorer and Maker at Ebony Hill said:

“Using the Moore & Wright engineers' square is the best way for me to set the angle of the straight edge; then I know that it is perfectly square. I used to panic doing long trenches, but since buying a the spring steel straight edge from Moore & Wright I'm finding them so much easier - the straight edge is great quality and never flexes due to it being 10mm thick!

Combine that with some F-clamps and a large Moore and Wright engineers' square, and perfect accuracy is a given. I prefer to use the engineers' square as I know it will be true every time, while in my experience, a combination square may vary a fraction from time to time. Once the straight is set and clamped, I run the base of the router off that, and the result is a perfectly straight and square groove.”

Ebony Hill uses a 300mm Moore & Wright Precision Engineers' Square to set the angle of the Moore & Wright Spring Steel Straight Edge. The Moore & Wright Precision Engineers' Square meets DIN 875 tolerance of the angle, with an accuracy of 0 (µm), and is made from heat treated steel which has been precision ground and micro-lapped. The two knife-form sides have an angle of 40°.

The Moore & Wright Spring Steel Straight Edge is manufactured to DIN 866/1, with a precision ground gauging surface manufactured out of spring steel, and clear metric graduations starting 5mm in from the ends. Once the Moore & Wright Spring Steel Straight Edge is set and clamped using F-clamps, Ebony Hill runs the base of the router using the straight edge as a guide to ensure that the result is straight, accurate and precise.

Based in Edinburgh, Scotland, Ebony Hill is a small business specialising in fine furniture restoration and conservation. In addition, the business also takes commission for custom pieces of furniture including cabinets, tables and gin trolleys.

Part of Ebony Hill's ethos revolves around the understanding that pieces of furniture, and heirlooms, deserve the highest levels of attention to detail. Every piece of furniture they restore has been lovingly made by persons who share this passion for quality and craftsmanship, and every piece they make is made with the very same care.





# Feeler Gauges

## At a Glance

- 3" / 75mm & 4" / 100mm available in Retail Pack

## Features

- All blades are hardened, tempered and polished
- Nominal thickness marked on each blade
- Replacement blades available
- Standard: DIN 2275

These Feeler Gauges by Moore & Wright are compact and perfect for measuring small gaps between parts. We offer a range of sets with varying blade counts and thicknesses, as well as two types of blade shapes. Manufactured to the DIN2275 standard, each gauge is made from hardened steel.

Available in two types (see table description for details):




387M-13-A



# Feeler Gauges



• Type A



• Type B

## Feeler Gauges - Metric

Code No	Description	No. of Blades	Blade Length (mm)	Thickness x 0.01 (mm)
911M-10-B	Feeler Gauge Set, Safe&Sure, Blade Type 'B'	10	100	5, 10, 15, 20, 30, 40, 50, 60, 70, 80
388M-13-B	Feeler Gauge Set, Precision, Blade Type 'B'	13	100	3, 4, 5, 6, 7, 8, 9, 10, 15, 20, 30, 40, 50
390M-20-B	Feeler Gauge Set, Precision, Blade Type 'B'	20	100	5, 10, 15, 20, 25, 30, 35, 40, 50, 55, 60, 65, 70, 75, 80, 85, 90, 95, 100
390M-32-B	Feeler Gauge Set, Precision, Blade Type 'B'	32	100	3, 4, 5, 6, 7, 8, 9, 10, 13, 15, 18, 20, 23, 25, 28, 30, 33, 35, 38, 40, 45, 50, 55, 60, 63, 65, 70, 75, 80, 85, 90, 100
391M-11-A	Feeler Gauge Set, Precision, Blade Type 'A'	11	75	5, 10, 15, 20, 25, 30, 40, 50, 60, 70, 80
387M-13-A	Feeler Gauge Set, Precision, Blade Type 'A'	13	75	3, 4, 5, 6, 7, 8, 9, 10, 15, 20, 30, 40, 50
393M-20-A	Feeler Gauge Set, Precision, Blade Type 'A'	20	75	5, 10, 15, 20, 25, 30, 35, 40, 45, 50, 55, 60, 65, 70, 75, 80, 85, 90, 95, 100
395M-20-A	Feeler Gauge Set, Precision, Blade Type 'A'	20	150	5, 10, 15, 20, 25, 30, 35, 40, 45, 50, 55, 60, 65, 70, 75, 80, 85, 90, 95, 100
399M-20-A	Feeler Gauge Set, Precision, Blade Type 'A'	20	300	5, 10, 15, 20, 25, 30, 35, 40, 45, 50, 55, 60, 65, 70, 75, 80, 85, 90, 95, 100

## Feeler Gauges - Imperial

Code No	Description	No. of Blades	Blade Length (inch)	Thickness x 0.001 (inch)
911-10-B	Feeler Gauge Set, Safe & Sure, Blade Type 'B'	10	4	1.5, 2, 3, 4, 6, 8, 10, 12, 15, 25
12-26-A	Feeler Gauge Set, Precision, Blade Type 'A'	26	3	1.5, 2, 2.5, 3, 4, 5, 6, 7, 8, 9, 10, 11, 12, 13, 14, 15, 16, 17, 18, 19, 20, 21,, 22, 23, 24, 25
1246-10-A	Feeler Gauge Set, Precision, Blade Type 'A'	10	6	1.5, 2, 3, 4, 6, 8, 10, 12, 15, 25
12412-10-A	Feeler Gauge Set, Precision, Blade Type 'A'	10	12	1.5, 2, 3, 4, 6, 8, 10, 12, 15, 25

Visit our Website

For more information please click here



# Traditional Drill & Standard Wire Gauges


## Features

### Standard Wire Gauges

- Two part space saving design, with corner pivot
- Marked with nominal size of each slot
- Made from high grade tool steel, with a brushed finish
- 1067M & 1053M available in retail packs

### Drill Gauges

- Made from high grade tool steel, with a brushed finish
- Marked with nominal size of each hole



### Traditional Drill & Standard Wire Gauges

Code No	No. Slots	Range of Slot Size	Graduation (mm)
1053M	40	0.2-10.0mm	
1052	36	1-36 SWG	
1067M	26	0.5-13.0mm	0.5
1066M	96	0.5-10.0mm	0.1

Visit our Website

For more information please click here



# Telescopic Gauges Set

## At a Glance

- For quick economical inside measurements

## Features

- Spring loaded plunger that expands in the bore or groove
- Set of six gauges
- Satin-chromed body
- With auto extension and direct locking
- Measuring faces are hardened and micro-lapped



### Telescopic Gauges Set

Code No	Range (mm)
MW315-01	8-150




# Traditional Engineers' Rules

## Features

- D shaped end with hanging hole
- Satin chrome anti-glare finish
- Permanent black high definition scale markings
- Metric scales front and rear face graduations 0.5mm, 1.0mm
- Metric / Imperial scales front face graduations 1/16th, 1/32nd, 1/64th 1/10th, 1/20th, 1/50th, 1/100th of an inch
- Metric / Imperial scales rear face graduations 0.5mm, 1.0mm

Metric and imperial **Traditional Engineer's Rules** from Moore & Wright. Made from fine quality steel which has been hardened and tempered to provide the ideal balance between flexibility and durability.



Traditional Engineers' Rules			
Code No	Description	Width (mm)	Thickness (mm)
ER106	150mm/ 6" Engineers' Rigid Rule	19	1.2
ER112	300mm/ 12" Engineers' Rigid Rule	25	1.2
ER212	300mm/ 12" Engineers' Rigid Rule	12.5	1.2
ER206	150mm/ 6" Engineers' Rigid Rule	12.5	1.2
ER306	150mm Engineers' Rigid Rule	19	1.2
ER312	300mm Engineers' Rigid Rule	25	1.2
ER424	600mm/ 24" Engineers' Rigid Rule	25	1.2



[Visit our Website](#)

For more information please click here



# Precision Engineers' Bevelled Edge Square

## Features

- Standard: DIN 875 Grade 0
- Precision ground and micro-lapped
- 2 knife-form sides with angle of 40°



**Precision Engineers' Bevelled Edge Square** is made from heat treated steel for extra strength.

Precision Engineers' Bevelled Edge Square	
Code No	Description
MW910-01	40 x 30mm
MW910-02	50 x 40mm
MW910-03	75 x 50mm
MW910-04	100 x 70mm
MW910-05	150 x 100mm
MW910-06	200 x 130mm




# Sliding 'T' Squares

## Features

- Working surfaces of the stock are ground
- Hardened and tempered blade with a satin chrome finish

The **Moore & Wright Sliding 'T' Squares** are practical, time saving tools for marking-out applications.

Suitable for use as a parallel or as a double square, the Moore & Wright sliding 'T' Squares has ground working surfaces and features a hardened, tempered blade with a satin chrome finish.



Sliding 'T' Squares - Metric			
Code No	Length (mm)	Stock Length (mm)	Graduation (mm)
DS71041	100	62	1, 0.5
DS71051	150	62	1, 0.5

Sliding 'T' Squares - Metric/Imperial			
Code No	Length (mm/inch)	Stock Length (mm)	Graduation (mm/inch)
DS71044	100 / 4	62	0.5, 1 / 1/16
DS71056	150 / 6	62	0.5, 1 / 1/16

[Visit our Website](#)

For more information please click here

# Traditional Depth Gauge

## Features

### Depth Gauge


- Available with either reversible base or protractor
- Full range rule adjustment
- Readings can be fixed by means of a locknut
- Rules graduated on both sides
- Metric scales front face graduations 0.5mm, 1.0mm
- Metric scales rear face graduations 1.0mm
- Metric / Imperial scales front face graduations 1/32nd
- Metric / Imperial scales rear face graduations 1.0mm
- Length of blade 195mm / 7.68"

### Reversible Base Type

- Accurately ground top and bottom faces allow base to be reversed, for use in confined spaces

### Protractor Type

- Protractor plate is graduated 0° - 180° - 0° degrees
- Scale resolution 1/2 degree



Traditional Depth Gauge							
Code No	Description	Width (mm)	Width (inch)	Size of Base (mm)	Size of Base (inch)	Thickness (mm)	Thickness (inch)
43	Reversible Base	5.5	0.22	18, 56	0.71, 2.21	1.0	0.04
44	Protractor	5.5	0.22	79	3.11	1.0	0.04
43M	Reversible Base	5.5	-	18, 56	-	1.0	-
44M	Protractor	5.5	-	79	-	1.0	-



# Traditional Inside Firm Joint Calipers

## Features

- Manufactured from polished tool steel
- A large headed nut & screw assembly provides a firm & rigid friction joint with no play
- The sizes listed are the effective leg length which is measured from the joint assembly



3306R

### Traditional Inside Firm Joint Calipers

Code No	Size (mm)	Size (inch)	Pack Quantity
3306R	150	6	5
3308R	200	8	1
33012R	300	12	1



BOWERS GROUP

[Visit our Website](#)

For more information please click here



Go back to **Contents**



# Traditional Outside Firm Joint Calipers

## Features

- Manufactured from polished tool steel
- A large headed nut & screw assembly provides a firm & rigid friction joint with no play
- The sizes listed are the effective leg length which is measured from the joint assembly



3316R


### Traditional Outside Firm Joint Calipers

Code No	Size (mm)	Size (inch)	Pack Quantity
3316R	150	6	5
3318R	200	8	1
33112R	300	12	1
33118R	450	18	1
33124R	600	24	1

# Traditional Inside Spring Joint Calipers

## Features

- Manufactured from polished tool steel
- Bow spring ensures uniform tension over working range
- Centrally mounted adjustment screw offers finer setting than firm joint type



516R

### Traditional Inside Spring Joint Calipers

Code No.	Size (mm)	Size (inch)	Pack Quantity
513R	75	3	5
514R	100	4	5
516R	150	6	5
518R	200	8	1
5110R	250	10	1
5112R	300	12	1

[Visit our Website](#)

For more information please click here

# Traditional Outside Spring Joint Calipers

## Features

- Manufactured from polished tool steel
- Bow spring ensures uniform tension over working range
- Centrally mounted adjustment screw offers finer setting than firm joint type



526R

### Traditional Outside Spring Joint Calipers

Code No.	Size (mm)	Size (inch)	Pack Quantity
523R	75	3	5
524R	100	4	5
526R	150	6	5
528R	200	8	1
5210R	250	10	1
5212R	300	12	1

# Traditional Spring Joint Dividers

## Features

- Manufactured from polished tool steel
- The legs are hardened to over 550Hv at the point
- Bow spring ensures uniform tension over working range
- Centrally mounted adjustment screw offers finer setting than firm joint type



506R

### Traditional Spring Joint Dividers

Code No.	Size (mm)	Size (inch)	Pack Quantity
503R	75	3	5
504R	100	4	5
506R	150	6	5
508R	200	8	1
5010R	250	10	1
5012R	300	12	1

[Visit our Website](#)

For more information please click here

# Traditional Firm Joint Hermaphrodite (Jenny) Calipers

## Features

- Manufactured from polished tool steel
- A large headed nut and screw assembly provides a firm and rigid friction joint with no play
- The sizes listed are the effective leg length which is measured from the joint assembly
- Leg which holds the round adjustable hardened point is offset



341R

3366R

### Traditional Firm Joint Hermaphrodite (Jenny) Calipers

Code No	Size (mm)	Size (inch)	Pack Quantity
341R	125	5	5
3366R	150	6	5



# Traditional Spring Joint Hermaphrodite (Jenny) Caliper

## Features

- Manufactured from polished tool steel
- The marking leg is hardened to over 550Hv at the point
- Bow spring ensures uniform tension over working range
- Centrally mounted adjustment screw offers finer setting than firm joint type



56R

### Traditional Spring Joint Hermaphrodite (Jenny) Caliper

Code No	Size (mm)	Size (inch)	Pack Quantity
56R	150	6	5

Visit our Website

For more information please click here

Go back to Contents



# Traditional Mini Level

## Features

- Ultra compact dimensions and a single vial
- Machined from a solid block of carbon steel



### Traditional Mini Level - Metric

Code No	Length (mm)	Width (mm)	Height (mm)	Accuracy (inch)
ELT001XR	51	19	19	± 1° / 0.0035" per foot

### Traditional Mini Level - Imperial

Code No	Length (inch)	Width (inch)	Height (inch)	Accuracy (inch)
ELT001XR	2.0	0.75	0.75	± 1° / 0.0035" per foot

Bowers Group | sales@bowersgroup.co.uk | www.bowersgroup.co.uk



# Traditional Engineers' Square

## Features

- Standard: To BS939 / Grade B
- Precision ground blade and stock
- Blind rivetted construction
- Hardened and tempered blades



4006R

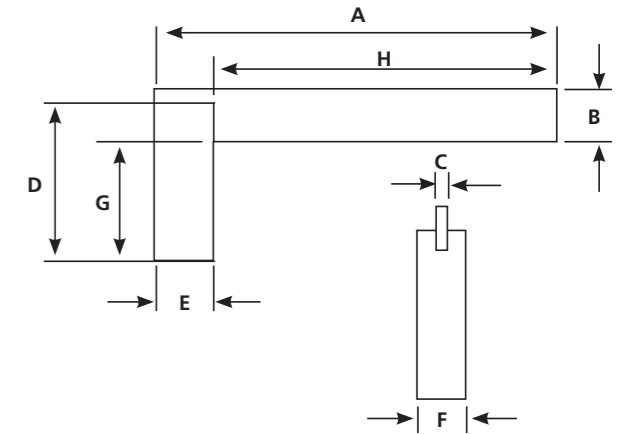


# Traditional Engineers' Square

## RETAIL PACKS

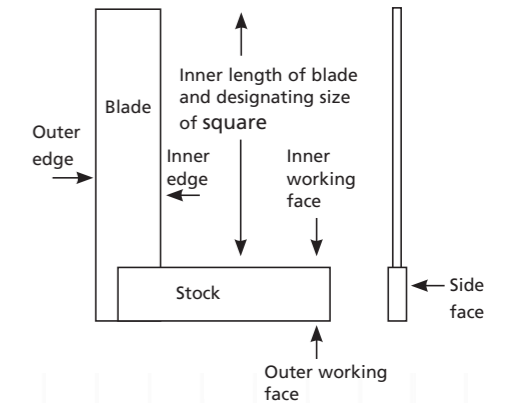
### Workshop Square: Grade B

Code No	Blade Length (mm)	Blade Length (inch)	Approx. Stock Length (mm) (inside face)
4003R	75	3	49
4004R	100	4	56
4006R	150	6	82
4009R	225	9	108
40012R	300	12	139



### Dimensions (mm)

Square Size	Blade Length (mm)		Stock				Inner Working		
	Faces (inch / mm)	A	B	C	D	E	F	G	H
3 / 75		104.8	25.4	1.42	68.5	25.4	12.7	49.3	79.4
4 / 100		130.2	25.4	1.42	76.2	25.4	12.7	57.0	104.8
6 / 150		181.0	25.4	1.42	101.6	25.4	12.7	82.4	155.6
9 / 225		273.1	38.1	3.15	139.7	38.1	19.05	107.9	234.95
12 / 300		355.6	44.4	3.15	177.8	44.4	22.2	139.7	311.2



### 400R Series Engineers Squares Tolerances (Microns)

	Size of Square				
	3" / 75mm	4" / 100mm	6" / 150mm	9" / 225mm	12" / 300mm
Straightness of Blade Edges	8	8	8	8	12
Parallelism of Blade Edges	8	8	8	12	12
Flatness of Working Faces of Stock (any deviation must be concave)	4	6	6	8	8
Parallelism of Working Faces of Stock	5	5	5	8	8
Parallelism of Side Faces of Stock	25	25	25	50	50
Squareness of Side Faces of Stock to Working Faces of Stock	57	57	75	114	134
Squareness of Edges of Blade to Side Faces of Stock	15	15	15	15	15
Squareness of Edges of Blade to Working Faces of Stock	16	16	16	16	24
Lateral Squareness of Blade	125	250	250	375	375

Visit our Website

For more information please click here

# Contents

Contents	Page No.
M&W Material Testing	
Coating Thickness Gauge - Non Ferrous	157
Coating Thickness Gauge - Ferrous	159
Ultrasonic Thickness Gauge	161
Surface Roughness Tester	163
Leeb Hardness Tester	165
Motorised Ultrasonic Hardness Tester	167
Manual Ultrasonic Hardness Tester	169
155 Digital Force Gauge	171



# Material Testing



# Coating Thickness Gauge - Non Ferrous

## At a Glance



Range up to 1250µm / 50 mil

## Features

- Non-destructive coating thickness measurement
- Uses the eddy current principle in accordance with ISO 2360, ASTM B244, GB/T 4957, JB/T 8393
- Ideal for finishing industries using paints, enamels, electroplating and more
- Measuring modes of single and continuous
- Backlit LCD display showing present reading and selected measuring parameters
- Measuring range of up to 1250µm
- Memory storage of up to 500 readings
- Automatic power off
- Test and calibration foils included

Visit our Website

For more information please click here

# Coating Thickness Gauge - Non Ferrous

## Coating Thickness Gauge Non-Ferrous

Code No.	Description	Application	Range (µm)
MWT-2105	Coating thickness gauge	Non - Ferrous materials	0-1250

## Specification

Test Method	Eddy Current
Measuring Range (µm)	0-1250µm (0-50 mil)
Resolution (µm)	0 - 999µm: 0.1 ≥1000µm: 1
Accuracy (µm)	0~100µm: ±2.0 101 - 1250µm: ≤ 2.5 %
Data Memory	500 readings
Display	Backlit LCD display
Power Supply	3 x 1.5V AAA batteries
Operating Temperature (°C)	0~50
Dimension (mm)	128 x 51 x 30 (digital gauge) 220 x 120 x 70 (in case)
Weight (g)	110 (digital gauge) 250 (in case)
Matrix	Aluminium substrate

The Moore & Wright Coating Thickness Gauge is an easy-to-use electronic gauge ideal for taking accurate measurements of non magnetic coatings on non ferrous materials.

Durable, easy to use, and portable.



The Moore & Wright Coating Thickness Gauge for non-ferrous material is specifically designed for the non-destructive measurement of coating and paint thickness. This durable coating digital thickness gauge is an essential tool for material surface treatment and widely used in the manufacturing industry, metal-processing industry, chemical industry, and commodity inspection.



# Coating Thickness Gauge - Ferrous

## At a Glance



Range up to 1250µm / 50 mil

## Features

- Non-destructive coating thickness measurement
- Uses the principle of magnetic induction in accordance with ISO 2178, ASTM B499, GB/T 4956, JB/T 8393
- Ideal for finishing industries using paints, enamels, electroplating and more
- Measuring modes of single and continuous
- Backlit LCD display showing present reading and selected measuring parameters
- Measuring range of up to 1250µm
- Memory storage of up to 500 readings
- Automatic power off
- Test and calibration foils included

The **Moore & Wright Coating Thickness Gauge** is durable, easy to use, and portable, without the need for calibration and adjustment.



# Coating Thickness Gauge - Ferrous

## Coating Thickness Gauge - Ferrous

Code No.	Description	Application	Range (µm)
MWT-2100	Coating thickness gauge	Ferrous materials	0-1250

## Specification

Test Method	Magnetic induction
Measuring Range (µm)	0-1250 (0 - 50 mil)
Resolution (µm)	0 - 999µm: 0.1 ≥1000µm: 1
Accuracy (µm)	0~100µm: ±2.0 101~1250µm: ≤ 2.5 %
Data Memory	500 readings
Display	Graphic LCD with backlight
Power Supply	3 x 1.5V AAA batteries
Operating Temperature (°C)	0~50
Dimension (mm)	128 x 51 x 30 (digital gauge) 220 x 120 x 70 (in case)
Weight (g)	110 (digital gauge) 250 (in case)
Accessories	Thickness gauge, substrate, certification foils set, user manual, manufacturer certificate



The **Moore & Wright Coating Thickness Gauge** is designed for the non-destructive measurement of coating thickness including paint, enamel, plastic, epoxy, etc on iron or steel.

The easy-to-perform zero-point correction feature provides accurate measurement results even for applications with minimal changes in shape and substrate material. The one-point calibration function allows for adaption in cases of severe changes in shape or substrate material, enabling high-precision measurements in selected measurement ranges.



## Visit our Website

For more information please click here



# Ultrasonic Thickness Gauge

## At a Glance

- Accuracy (mm):  $H < 10 \pm 0.05$ ,  $H \geq 10 (0.05 + H/100)$

## Features

- Use of ultrasound to determine coating thickness
- High accuracy measurement over a wide range
- Three measuring modes, P-E, I-E, Test
- Fully configurable test parameters
- Metric or imperial, selectable resolution of 0.1 or 0.01mm
- Metric or imperial, selectable resolution of 0.1 or 0.01mm
- Test function for the purity of precious metals
- Backlit LCD display with adjustable contrast
- Supplied with 10mm diameter 5MHz probe
- Storage of 500 time stamped data groups
- Durable plastic case



# Ultrasonic Thickness Gauge



The **Moore & Wright Ultrasonic Thickness Gauge** offers highly accurate thickness measurements with the ability to measure through coatings.

Suitable for measuring the thickness of various materials and equipped with a test function to identify the purity of precious metals, the Moore & Wright Ultrasonic Thickness Gauge enables fast and accurate measurement of a variety of plates and processed parts.

## Ultrasonic Thickness Gauge

Model	Description	Frequency (MHZ)	Diameter of Contact Area (mm)	Measuring Range (steel) (mm)	Allowable Contact Temperature (°C)
MWT-2500	Universal	5	10	1.0~300.0	-10~60

## Ultrasonic Thickness Tester Specification

Working Principle	Ultrasonic	Be Able to Pass Through The Coatings	IE mode can pass through 500µm coating
Measurement Mode	PE/IE/Test	Measurement Range (mm)	1 - 300 (steel)
Precision (mm)	$H < 10 \pm 0.05$ $H \geq 10 \pm (0.05 + H/100)$	Probe Size	Equipped with diameter 10mm as standard
Resolution (mm)	0.01/0.1 (optional)	Display Screen Size	2.0" FSTN, 128*64 dot matrix, LED backlight
Measurable Materials	Steel, iron, glass, plastic, aluminum, etc	Sound Velocity Range (m/s)	1000 - 9999
Storage Capacity	500 sets of data	Units of Measurement	Metric / imperial
Language Supported	English/Spanish/Chinese	Working Temperature (°C)	0 - 50
Environment Humidity	Relative humidity less than 90%	Power Supply	2*1.5V AA battery
Dimensions (mm)	150 x 71 x 33	Product Weight (g)	200

Visit our Website

For more information please click here

# Surface Roughness Tester

## At a Glance

 **Measuring Range (µm):** Ra: Rq: 0.05 - 10.0, Rz: Rt: 0.1 - 50

## Features

- Digital signal processing for high accuracy measurement
- Bright LCD display for wide angle viewing
- Selectable measuring parameters, sample distance and units
- Internal storage of 500 data points
- Wireless data transfer and device control with supplied dongle and software
- Create an Excel report of measurement data with analysis
- Aluminium housing for high durability and protection from electromagnetic interference
- Powered by a single AA battery
- Supplied with a reference standard block for test and calibration

The **Moore & Wright Portable Surface Roughness Tester** is the latest generation of roughness testers.

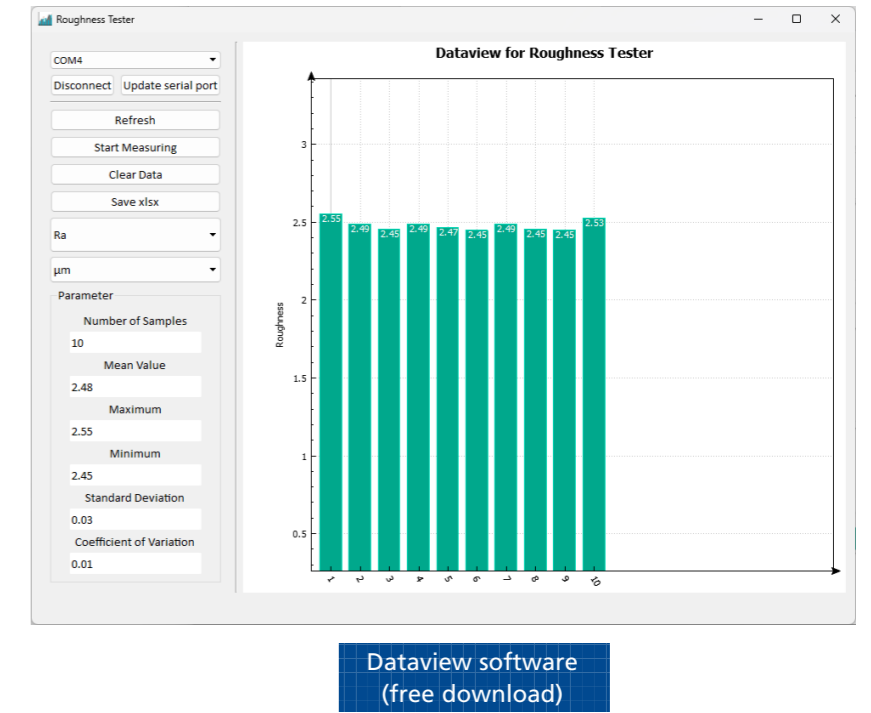
It is highly accurate with a wide measuring range, simple operation with the benefit of being small, hand-held, and portable. Interfaces with a PC for data analysis and reports.



Visit our Website

For more information please click here

# Surface Roughness Tester



## Surface Roughness Tester

Code No.	Stroke Length (mm)	Sampling Length (mm)	Evaluation Length (mm)	Measuring Range (µm)	Weight (g)
MWT-1100	5.6	0.25, 0.80, 2.50	1.25, 4.0, 5.6	Ra: Rq: 0.05 - 10.0 Rz: Rt: 0.1 - 50	165

## Surface Roughness Tester Specification

<b>Indication Variability</b>	<6%	<b>Power Supply</b>	1.5V battery
<b>Indication Error</b>	±10%	<b>Static Force of Sensor Stylus (N)</b>	≤0.016
<b>Arc Radius and Angle of Sensor Stylus Tip</b>	Tip arc radius: 10 µm±1 µm Angle: 90°	<b>Working Environment Conditions</b>	Temperature: 0°C -40°C Relative humidity: < 90%
<b>Parameter (µm)</b>	Ra, Rz, Rq, Rt		No vibration and corrosive medium around



The software and dongle provide allow wireless interface with a PC in order to collect data from the tester. The data can then be displayed in a graph, and results can be exported to Excel including measurement statistics. Can also remotely initiate a test from the PC.



# Leeb Hardness Tester

## At a Glance



Range: 170-960HLD

## Features

- Can be used on steel and cast steel, alloy tool steel, grey cast iron, ductile iron, cast aluminium alloy, copper zinc alloy (brass), copper tin alloy (bronze), pure copper
- The indication error is less than  $\pm 6\text{HLD}$  (when  $\text{HLD} = 760 \pm 30$ ); the repeatability error is less than 6 Error HLD (when  $\text{HLD} = 760 \pm 30$ )
- Full-format display with all hardness standards displayed simultaneously
- Leeb hardness shock wave display for additional diagnostics
- Compact & portable
- Suitable for harsh operating environments
- Anti-vibration, impact and electromagnetic interference
- High-performance ARM processor & digital signal processing for fast accurate readings
- Power supply: 2 AA alkaline batteries
- Automatic shutdown and other power-saving functions
- Supplied in case, with sample for test and calibration

# Leeb Hardness Tester

Perfect for measuring the hardness of common metal materials, the **Moore & Wright Leeb Hardness Tester** features a unique full system display enabling easy switching from Leeb (HL), Brinell (HB), Rockwell A (HRA), Rockwell B (HRB), Rockwell C (HRC), Vickers (HV) and Shore (HS).

The Moore & Wright Leeb Hardness Tester is suitable for use in both laboratory and shop floor enabling testing of a variety of metal materials. Widely used in a range of industries, this tester features a shock wave display which can determine the effectiveness of testing and impact device working conditions, recognising both probe wear and debris in the casing.



### Leeb Hardness Tester

Code No.	Range	Power	Weight (g)
MWT-3100	170-960HLD	2 x AA alkaline batteries	330g (hardness gauge) 3880g (as supplied with sample including case)

### Leeb Hardness Tester Specification

Measurement Range	170~960HLD
Error	The indication error is less than $\pm 6\text{HLD}$ (when $\text{HLD} = 760 \pm 30$ ); the repeatability error is less than 6 Error HLD (when $\text{HLD} = 760 \pm 30$ )
Measurement Direction	Support 360 degrees (vertical down, oblique down, horizontal, oblique up, vertical up)
Screen Display	Color screen LCD display with adjustable brightness
Test Materials	Steel and cast steel, alloy tool steel, grey cast iron, ductile iron, cast aluminum alloy, copper zinc alloy (brass), copper tin alloy (bronze), pure copper
Power Supply	3V (2 AA size alkaline batteries in series)
Data Storage	100 groups
Size (mm)	152 x 77 x 36

Visit our Website

For more information please click here

# Motorised Ultrasonic Hardness Tester

## At a Glance



Measuring Ranges: HV:50-1599; HRC:20-68; HB:76-650; HRB:41-105; HLD:170-960

## Features

- Large colour display with configurable brightness control
- Multiple units displayed simultaneously
- Menu for configuration and calibration
- Hardness scales: Rockwell C (HRC), Vickers (HV), Brinell (HBW), Rockwell A (HRA), Rockwell B (HRB), Megapascals (MPa)
- Measuring ranges: HRC: 20-68, HV:100-1500, HBW: 76-650, HRA:60-85, HRB:55-100,
- Accuracy: HR:  $\pm 1.5\%$ HR, HV:  $\pm 3\%$ HV, HBW:  $\pm 3\%$ HBW
- Resolution: HR:0.1, HV:1, HBW:1, MPa:1
- Configurable averaging over user defined number of measurements
- Data storage of up to 1000 values
- Magnetic base for stable hand-free measurements
- Languages: English, French, Spanish, German, Italian and Chinese
- Internal battery, rechargeable via cable and adapter supplied, 10 hours between charges
- Standards: ASTM A1038-2017; DIN50159-2009; GB/T 34205-2017
- Supplied with a calibrated test piece in a rigid plastic case



# Motorised Ultrasonic Hardness Tester

The **MWT-3200** is a handheld Hardness Tester which uses the Ultrasonic Contact Impedance method to accurately measure material hardness with no visible indentation mark. Featuring one-touch operation, the motorised probe applies a force of 20N with the diamond Vickers indenter for results in 6 seconds with an accuracy of  $\pm 3\%$ HV. Automatic testing with the motorised probe removes operator influence and improves repeatability of results. The magnetic base allows for stable, hands-free measurements eliminating the risk of operator handshake and reducing hand strain from repetitive measurements. A large colour display shows results in (HRC), Vickers (HV), Brinell (HBW), Rockwell A (HRA), Rockwell B (HRB) or Megapascals (MPa) with data storage of up to 1000 values. Choose to report individual results or an average from a set of readings. Selectable languages of English, French, Spanish, German, Italian and Chinese.

## Motorised Ultrasonic Hardness Tester Specification

Code No.	Hardness Scales	Measuring Ranges	Accuracy	Resolution	Standards
MWT-3200	Rockwell C (HRC), Vickers (HV), Brinell (HBW), Rockwell A (HRA), Rockwell B (HRB), Megapascals (MPa)	HRC: 20-68, HV:100-1500, HBW: 76-650, HRA:60-85, HRB:55-100	HR: $\pm 1.5\%$ HR, HV: $\pm 3\%$ HV, HBW: $\pm 3\%$ HBW	HR:0.1, HV:1, HBW:1, MPa:1	ASTM A1038-2017; DIN50159-2009; GB/T 34205-2017



Visit our Website

For more information please click here



# Manual Ultrasonic Hardness Tester

## At a Glance



Measuring Ranges: HV:50-1599;  
HRC:20-68; HB:76-650;  
HRB:41-105; HLD:170-960

## Features

- Large colour display
- Multiple units displayed simultaneously
- Menu for configuration and calibration
- Hardness scales: Rockwell C (HRC), Vickers (HV), Brinell (HBW), Rockwell A (HRA), Rockwell B (HRB), Megapascals (MPa)
- Measuring ranges: HRC: 20-68, HV:100-1500, HBW: 76-650, HRA:60-85, HRB:55-100,
- Accuracy: HR:  $\pm 1.5\%$ HR, HV:  $\pm 3\%$ HV, HBW:  $\pm 3\%$ HBW
- Resolution: HR:0.1, HV:1, HBW:1, MPa:1
- Configurable averaging over user defined number of measurements
- Data storage of up to 1000 values
- Languages: English, French, Spanish, German, Italian and Chinese
- Internal battery, rechargeable via cable and adapter supplied, 10 hours between charges
- Standards: ASTM A1038-2017; DIN50159-2009; GB/T 34205-2017
- Supplied with a calibrated test piece in a rigid plastic case

The **MWT-3250** is a handheld Hardness Tester using the Ultrasonic Contact Impedance method to accurately measure material hardness with no visible indentation mark. With a manual probe for simple operation, press and hold to apply the diamond Vickers indenter for non-destructive testing in 2 seconds. The slimline probe is ideal for testing in narrow spaces or where access is more limited. A large colour display shows results in (HRC), Vickers (HV), Brinell (HBW), Rockwell A (HRA), Rockwell B (HRB) or Megapascals (MPa) with data storage of up to 1000 values. Choose to report individual results or an average from a set of readings. Selectable languages of English, French, Spanish, German, Italian and Chinese.



# Manual Ultrasonic Hardness Tester

## Manual Ultrasonic Hardness Tester Specification

Code No.	Hardness Scales	Measuring Ranges	Accuracy	Resolution	Standards
MWT-3250	Rockwell C (HRC), Vickers (HV), Brinell (HBW), Rockwell A (HRA), Rockwell B (HRB), Megapascals (MPa)	HRC: 20-68, HV:100-1500, HBW: 76-650, HRA:60-85, HRB:55-100,	HR: $\pm 1.5\%$ HR, HV: $\pm 3\%$ HV, HBW: $\pm 3\%$ HBW	HR:0.1, HV:1, HBW1, MPa:1	ASTM A1038-2017; DIN50159-2009; GB/T 34205-2017



## Visit our Website

For more information please click here



# Digital Force Gauge

## At a Glance

 Range up to 1000N

 RS232

## Features

- Accuracy = +/- 0.2% F.S.
- Overload capacity = 150% of F.S. (LCD blinks beyond 110%)
- User friendly touch keypad & digital display
- Compact and durable metal housing
- For both tensile and compressive forces
- Selectable units of N, gf, kgf, ozf, and lbf
- Supplied with a selection of measuring heads
- Easily mountable to an external frame
- Automatic display inversion depending on orientation
- Mechanical overload protection
- Includes charger and cable
- Calibration certificate included
- Supplied in a hard plastic case to house all accessories



# Digital Force Gauge

This compact and user-friendly handheld digital push pull force gauge from Moore & Wright features an intuitive and clear digital display, as well as an advanced microprocessor ensuring high accuracy compressive and tensile force testing.

Featuring a compact durable metal housing with threaded holes for mounting to a frame. Models cover a variety of different ranges and resolutions. Each is supplied with a selection of measuring heads to contact the object under test, including a hook and extension shaft.



Accessories



## Digital Force Gauge

Code No.	Range (N)	Resolution (N)
MWT-8130	0-100	0.01
MWT-8140	0-200	0.05
MWT-8150	0-500	0.05
MWT-8160	0-1000	0.1

## Digital Force Gauge Specification

Accuracy	± 0.2% F.S.	Battery Life	Approx. 14 hours per charge
Display	160 x 128 dot matrix LCD (2.8 inch) with Backlight	Charger / Adaptor	Charge via supplied cable from USB device (laptop) or mains adaptor
Overload Capacity	150% of F.S. (LCD blinks beyond 110%)	Operating Environment	Temperature: -10 to 40°C
Display Update Rate	10 times/second	Relative Humidity	20 to 80%
Memory	1000 data	Dimension (mm)	145 x 75 x 35 (digital gauge) 285 x 120 x 60 (in case)
Power	3.6VDC 800mAH Ni-Mh rechargeable batteries	Accessories	DC 5V 1A power adaptor and charging cable.
Weight (g)	700 (digital gauge) 1200 (in case)		

Visit our Website

For more information please click here

# Contents

Contents	Page No.
Bore Gauging	
Dial / Digital Bore Gauge Sets 316 Series	175

173



# Bore Gauging



# Dial / Digital Bore Gauge Sets - 316 Series

## At a Glance

- With interchangeable contact points
- Set of carbide tipped contact points included

## Features

- Unique self centring device
- Supplied with dial indicator, resolution 0.01mm
- Packed as set with all necessary accessories to measure the complete range as shown

## Digital Bore Gauge Sets

- Supplied with digital indicator with bar graph and numerical display



# Dial / Digital Bore Gauge Sets - 316 Series

## BORE GAUGING

Boasting interchangeable contact points, the **Moore & Wright Dial Bore Gauge Sets** include the full set of carbide tipped contact points and are supplied with a dial indicator with a resolution of 0.01mm.

Digital bore gauge sets are supplied with a digital indicator featuring a bar graph and numerical display.

### Dial / Digital Bore Gauge Sets - 316 Series

Code No	Range (mm)	Resolution (mm)
MW316-01	6-10	0.01
MW316-02	10-18	0.01
MW316-03	18-35	0.01
MW316-04	35-50	0.01
MW316-05	50-160	0.01
MW316-06	160-250	0.01

### Dial / Digital Bore Gauge Sets - 316 Series

Code No	Range (mm)	Resolution (mm)	Resolution (inch)	Measuring Depth (mm)	Measuring Depth (inch)
MW316-12D	35-160	0.001	0.0005	150	6



MW316-05




Visit our Website

For more information please click here

# Contents



Contents	Page No.
Inspection	
Video Microscope	179
Videoscope	181
Stereo Microscope	183



# Inspection

# Video Microscope

## At a Glance

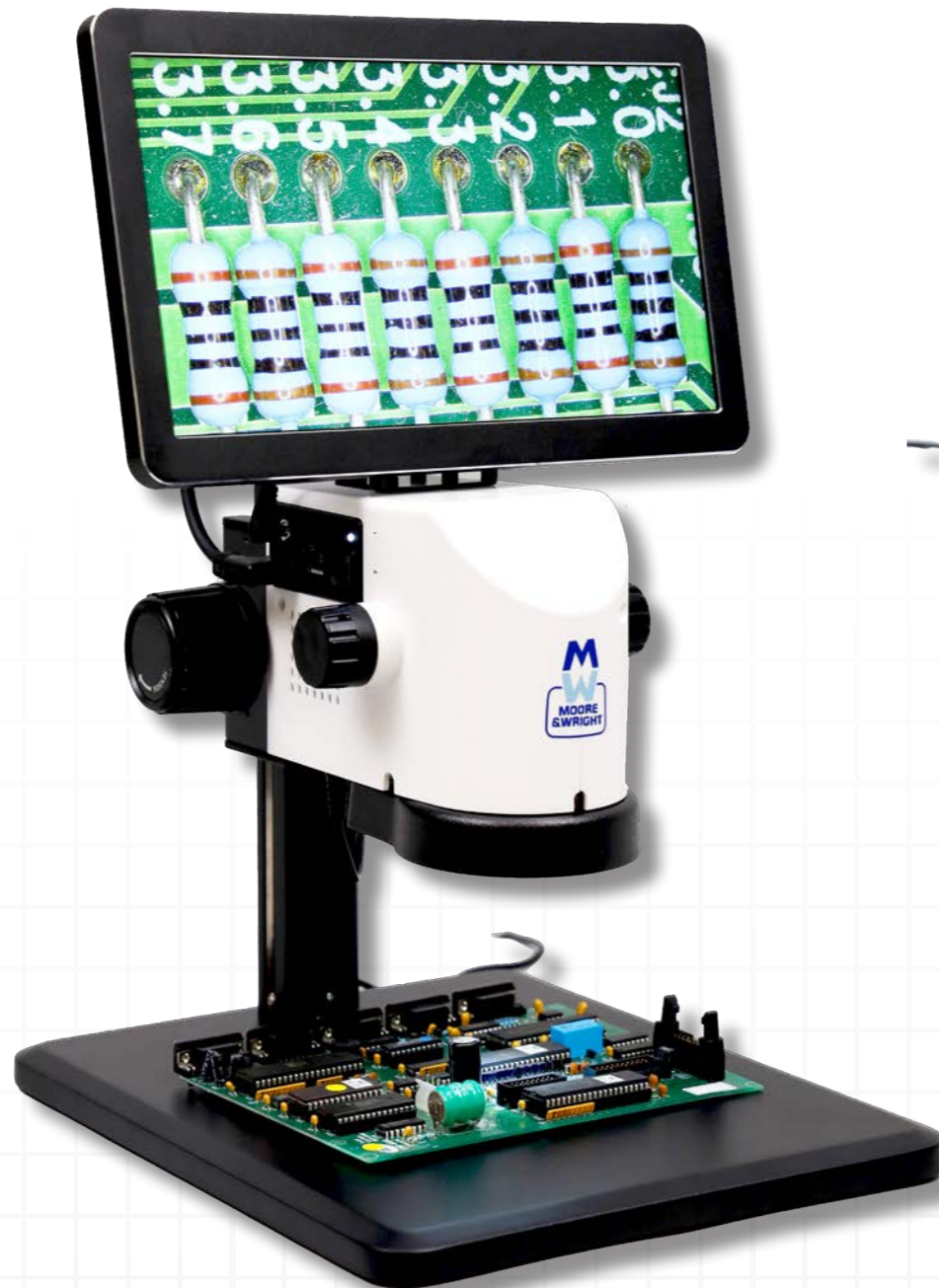
Real time observation on inbuilt monitor, with photo capture and video recording

- Magnification 12x-84x

## Features

- Real time observation on inbuilt monitor, with photo capture and video recording
- Overlay lines and shapes to measure distances, areas and angles, add text to images
- Magnification 12 x -84x
- Objective 0.75 x -4.5x continuous zoom, objective zoom ratio 6:4:1
- White balance and automatic exposure, gain, contrast and saturation control
- Sensor 1/2" CMOS
- Monitor 11.6" or HDMI output to alternate display
- Resolution 1920x1080P (2 million) @60fps
- Outputs HDMI, USB, Ethernet port
- LED light source with brightness control
- Power 100V to 240V, 50/60Hz converted to 12V supply
- An optional attachment enables panning at 45° viewing angle and 360° rotation

Moore and Wright's Digital Video Microscope is a powerful inspection tool, enhanced with measurement capabilities and image capture. The 12-84X magnification range and 2 megapixel camera allow detailed viewing on areas as small as 2mm.



# Video Microscope

The microscope's built-in 11.6" LCD display has a frame rate of 60fps for real-time part viewing with no visible lag. With dimmable LED ring light, automatic exposure and adjustable camera settings, you can optimise inspection for every application. There are smooth handwheels to adjust focus and magnification, and internal memory for calibration at range of magnifications.

Take on-screen measurements from feature tools; create lines, arcs and more in user-defined positions or use automatic edge finding to snap features to part edges. Save and store files locally or export via network port or USB, or connect to an additional screen via HDMI.



## Video Microscope

Code No.	Magnification	Objective Zoom	Sensor	Monitor	Resolution
MWT-7100	12x - 84x	0.75x-4.5x continuous zoom, objective zoom ratio 6:4:1	1/2" CMOS	11.6"	1920x1080P (2 million) @60fps

Visit our Website

For more information please click here

# Videoscope

## At a Glance

- High resolution 1280 x 720 pixels
- 1 metre long, 6mm diameter probe with high brightness 50,000 Lux LED

## Features

- Large 4.5 inch display
- High resolution 1280 x 720p
- 1 Megapixel camera
- Lightweight for ease of use (0.7Kg including probe)
- 1 metre long, 6mm diameter probe with high brightness 50,000 Lux LED
- Joystick to guide the probe with 360° movement
- 100° Wide field of view, large depth of field (8mm to 150mm)
- USB type C and HDMI screen output
- Probe waterproof to IP68
- Images saved as Jpeg 1280 x 720p
- Video saved as MP4 1280 x 720p
- 32 Gb storage capacity and SD card compatible
- Internal rechargeable battery, with charger
- Supplied in a rigid protective carry case



# Videoscope



The **MWT-7500** handheld videoscope is equipped with a 6mm x 1m probe with 360° articulated tip, perfect for inspection in tight spaces. The 1-megapixel camera has a 100° viewing angle and 8mm to 150mm depth of field, for impressive coverage from a compact device. The probe tip's built-in high intensity LED and IP68 Waterproof rating make it suitable for even the most challenging applications. Lightweight, ergonomic design for one-handed operation of the buttons and joystick. Large 4.5" colour display with 1280 x 720p resolution to give a clear image. Images and videos can be stored as high-resolution jpeg and mp4 files. Rechargeable internal battery and supplied in a rigid protective case.

Videoscope							
Code No.	Display	Weight (kg)	Probe	LED Brightness (Lux)	Joystick (°)	Field of View (°)	Depth of field (mm)
MWT-7500	4.3inch, 1Mp resolution	Controller and probe 0.7	1 metre long, 6mm diameter	50,000	360 movement	100	8 - 150



## Visit our Website

For more information please click here

# Stereo Microscope

## At a Glance



Measuring Ranges: HV:50-1599;  
HRC:20-68; HB:76-650; HRB:41-  
105; HLD:170-960


## Features

- Stereo Microscope with fully rotatable binocular head with 45° incline
- Adjustable magnification 6.7 to 45X
- Upper LED illumination with adjustable angle
- LED base plate to illuminate from below
- Adjustable brightness controls
- Translucent stage plate
- Reversible black or white stage plate

The **MWT-7200 Stereo Microscope** is an essential tool for any inspection room, equipped with high quality optics and adjustable magnification from 6.7 to 45X. The microscope's 45° binocular head is mounted on a secure stand with smooth handwheels to adjust tension and focus height, with click stop and magnification lock for easier control. Illuminate the part from above and below with dual LED lighting, use the transparent stage plate and LED base to shine light through a sample, or use the reversible plate in black or white for increased contrast. Powered by mains adapter (100-240Vac) or AAA batteries for flexibility.



# Stereo Microscope



### Stereo Microscope MWT-7200

Eyeiece	PLN10X22mm, with adjustable dioptre
Optical Head	Binocular and fully rotatable head with 45° incline
Magnification	0.67 - 4.5X
Working Distance (mm)	110
Interpupillary Distance (mm)	52 - 76
Upper and Lower Light Sources	Brightness independently adjustable
Light Source	LED with colour temperature 5700K-6500K, brightness 20-22LM
Pillar Height (mm)	260
Stage Plate Diameter (mm)	100mm
External Wide Voltage	AC adaptor, input 100V-240Vac, with option to use rechargeable batteries.
Operating Environment	0°C to 40°C, maximum RH 85%

Visit our Website

For more information please click here



## FIND OUT MORE

To find out more about Moore & Wright, please contact

**E:** [sales@bowersgroup.co.uk](mailto:sales@bowersgroup.co.uk)

**W:** [www.bowersgroup.co.uk/contact-us](http://www.bowersgroup.co.uk/contact-us)

**T:** +44 1276 469866

### **Comprehensive Service & Support**

To find out more about service and support for  
Moore & Wright please contact

**E:** [service@bowersgroup.co.uk](mailto:service@bowersgroup.co.uk)

**W:** [www.bowersgroup.co.uk/contact-us](http://www.bowersgroup.co.uk/contact-us)

**T:** +44 1276 469866

