

VÖLKEL

THREADING SOLUTIONS ■■■



V-COIL
THREAD INSERT SYSTEM ■■■



■■■■■■■■■■ 2023

04	À propos de V-Coil / About V-Coil
IMPÉRIAL / IMPERIAL	
05-08	Filets rapportés V-COIL - Type «S» NC+NF / V-COIL wire thread inserts - Type «S» NC+NF
09-11	Ensembles de réparation des filets V-COIL - Type «S» NC+NF / V-COIL thread repair kits - Type «S» NC+NF
12	Tarands STI V-COIL NC+NF / V-COIL STI Taps NC+NF
13	Présentoir / display : VC901 / V-COIL
MÉTRIQUE / METRIC	
14-16	Filets rapportés V-COIL - Type «S» / V-COIL wire thread inserts - Type «S»
17-21	Ensembles de réparation des filets V-COIL - Type «S» / V-COIL thread repair kits - Type «S»
21	Présentoir / display : VC-900 / V-COIL
22	Tarands STI V-COIL / V-COIL STI Taps
23	Tarands STI V-COIL (pointe spirale) / V-COIL STI taps (SPIRAL POINT)
24	
25	Outils d'insertion V-COIL / V-COIL inserting tools
26	Rupteurs de tenon V-COIL, outils d'extraction V-COIL / V-COIL tang break tools, V-COIL extracting tools
27-30	Données techniques / Technical data

**Les outils de taraudage et filetage sont notre passion!
Tapping and threading tools are our passion!**



VÖLKEL

THREADING SOLUTIONS ■ ■ ■



Les filets usés et endommagés peuvent être remplacés par des filets rapportés V-COIL, en quatre étapes seulement. Ils sont plus résistants et ont le même diamètre nominal.

Worn and damaged threads can be replaced with V-COIL inserts in just four steps. They are stronger and have the same nominal diameter.



Perçage de l'avant-trou:

Percer le filet endommagé avec un foret hélicoïdal standard. Dans les coffrets, nous fournissons les forets jusqu'à M 12 (1/2"). Pour réparer un filet de bougie d'allumage, aucun pré-perçage n'est nécessaire si vous utilisez le taraud spécial bougie d'allumage. Veuillez noter que pour les tarauds sans cannelure, des trous plus grands sont nécessaires.



Core hole drilling:

Drill the damaged thread with a standard twist drill. We supply drills up to M 12 (1/2") in the sets. To repair a spark plug thread, no pre-drilling is necessary if you use the special spark plug tap. Please note that for taps without spline, larger holes are required.

Vérification:

Vérifier que le filet et la taille du taraud ainsi que du boulon correspondent.

Taraudage:

Utiliser les tarauds spéciaux V-COIL pour couper le filet de maintien dans le trou dégagé. Il est recommandé d'utiliser une huile de coupe appropriée.

(Voir nos produits Mascou.)



Verification:

Check that the thread and size of the tap and bolt match.

Tapping:

Use the special V-COIL taps for cutting the holding thread into the cleared hole. It is recommended to use a suitable cutting oil.

(See our Mascou products.)

Pose du filet rapporté:

Placer le filet rapporté sur l'outil d'insertion et s'assurer que l'entraîneur se trouve dans l'ouverture de la rainure, puis s'ajuster correctement avec la bague de réglage. Ensuite, en exerçant une légère pression, visser le filet rapporté dans le sens du filetage jusqu'à un demi-tour sous la surface. **NE PAS** tourner dans le sens contraire, l'embout pourrait se casser.



Installation of the wire thread insert:

Place the thread insert on the inserting tool and make sure that the drive pin is in the groove opening, then adjust properly with the adjusting ring. Then, using light pressure, screw the insert in the direction of the thread up to one half turn below the surface. **DO NOT** turn in the opposite direction, this may cause the insert to break.

Rupture de l'entraîneur:

Après l'installation, retirer l'outil d'insertion et enlever l'entraîneur avec le rupteur d'entraîneur. Pour les dimensions plus importantes comme par exemple les bougies d'allumage, l'entraîneur doit être retiré à l'aide d'une pince à long bec. Si le trou est borgne, il n'est pas nécessaire d'éliminer l'entraîneur, si la profondeur de vissage maximale de la vis est respectée.

En raison des tolérances étroites et exactes, le nouveau filet est normalement plus résistant que le filet d'origine.



Tang break-off:

After installation, remove the insertion tool and remove the driver with the driver breaker. For larger sizes, such as spark plugs, the driver must be removed with long nose pliers. For blind-hole threads, it is not necessary to remove the driver if the maximum screw-in depth of the screw is observed. Due to the close and exact tolerances, the new thread is normally stronger than the original thread.

FILETS RAPPORTÉS V-COIL - TYPE «S»

«Passage libre», Acier inoxydable

V-COIL WIRE THREAD INSERTS - TYPE «S»

«Free running», Stainless steel



DIN 8140

Tol. 2B

Utilisation:

- Réparation de filets endommagés ou usés.
- Blindage des filets pour les matériaux à faible résistance au cisaillement.
- Récupération d'articles endommagés.

Avantages:

- Fabriqué à partir d'un fil en acier inoxydable austénitique profilé avec précision et enroulé en spirale hélicoïdale.
- Ressemblent à des ressorts.
- Pour filets intérieurs très résistants et durables.
- Résistance à la haute température et à la corrosion.
- Capacité de charge plus élevée suite à la réparation grâce à de meilleures propriétés du filet.
- Peut généralement être incorporé dans des conceptions existantes où aucune disposition préalable n'a été prise.
- La position est maintenue par l'action de la pression radiale entre les spirales et les parois du trou taraudé.


Application:

- Thread Repair of damaged or worn-out threads.
- Thread Armour Plating for material with low shear strength.
- Recovery of damaged items.

Advantages:

- Manufactured from precision profiled austenitic stainless steel wire wound in a helical spiral.
- Ressemblent à des ressorts.
- For very strong and durable internal threads.
- High temperature and corrosion resistance.
- higher load capacity after the repair by better thread properties.
- Can generally be incorporated into existing designs where no prior arrangements have been made.
- position is maintained by the action of radial pressure between their coils and the flanks of the tapped hole

NC

Diamètre Diameter		1,0 D Art.	1,5 D Art.	2,0 D Art.	2,5 D Art.	3,0 D Art.
# 2 - 56	100	VC08200	VC08300	VC08400	VC08500	VC08600
# 4 - 40	100	VC08201	VC08301	VC08401	VC08501	VC08601
# 5 - 40	100	VC08202	VC08302	VC08402	VC08502	VC08602
# 6 - 32	100	VC08203	VC08303	VC08403	VC08503	VC08603
# 8 - 32	100	VC08204	VC08304	VC08404	VC08504	VC08604
# 10 - 24	100	VC08205	VC08305	VC08405	VC08505	VC08605
# 12 - 24	100	VC08206	VC08306	VC08406	VC08506	VC08606
1/4" - 20	100	VC08207	VC08307	VC08407	VC08507	VC08607
5/16" - 18	100	VC08208	VC08308	VC08408	VC08508	VC08608
3/8" - 16	100	VC08209	VC08309	VC08409	VC08509	VC08609
7/16" - 14	100	VC08210	VC08310	VC08410	VC08510	VC08610
1/2" - 13	100	VC08211	VC08311	VC08411	VC08511	VC08611
9/16" - 12	50	VC08212	VC08312	VC08412	VC08512	VC08612
5/8" - 11	50	VC08214	VC08314	VC08414	VC08514	VC08614
3/4" - 10	25	VC08216	VC08316	VC08416	VC08516	VC08616
7/8" - 9	10	VC08218	VC08318	VC08418	VC08518	VC08618
1" - 8	10	VC08219	VC08319	VC08419	VC08519	VC08619
1.1/8" - 7	5	-	VC08320	-	-	-
1.1/4" - 7	5	-	VC08321	-	-	-
1.3/8" - 6	5	-	VC08322	-	-	-
1.1/2" - 6	5	-	VC08323	-	-	-




FILETS RAPPORTÉS V-COIL - TYPE «S»
 «Passage libre», Acier inoxydable

V-COIL WIRE THREAD INSERTS - TYPE «S»
 «Free running», Stainless steel

DIN 8140
Tol. 2B
Utilisation:

- Réparation de filets endommagés ou usés.
- Blindage des filets pour les matériaux à faible résistance au cisaillement.
- Récupération d'articles endommagés.

Avantages:

- Fabriqué à partir d'un fil en acier inoxydable austénitique profilé avec précision et enroulé en spirale hélicoïdale.
- Ressemblent à des ressorts.
- Pour filets intérieurs très résistants et durables.
- Résistance à la haute température et à la corrosion.
- Capacité de charge plus élevée suite à la réparation grâce à de meilleures propriétés du filet.
- Peut généralement être incorporé dans des conceptions existantes où aucune disposition préalable n'a été prise.
- La position est maintenue par l'action de la pression radiale entre les spirales et les parois du trou taraudé.


Application:

- Thread Repair of damaged or worn-out threads.
- Thread Armour Plating for material with low shear strength.
- Recovery of damaged items.

Advantages:

- Manufactured from precision profiled austenitic stainless steel wire wound in a helical spiral.
- Ressemblent à des ressorts.
- For very strong and durable internal threads.
- High temperature and corrosion resistance.
- higher load capacity after the repair by better thread properties.
- Can generally be incorporated into existing designs where no prior arrangements have been made.
- position is maintained by the action of radial pressure between their coils and the flanks of the tapped hole

NC

Diamètre Diameter		1,0 D Art.	1,5 D Art.	2,0 D Art.	2,5 D Art.	3,0 D Art.
# 2 - 56	10	VC44200	VC44300	VC44400	VC44500	VC44600
# 4 - 40	10	VC44201	VC44301	VC44401	VC44501	VC44601
# 5 - 40	10	VC44202	VC44302	VC44402	VC44502	VC44602
# 6 - 32	10	VC44203	VC44303	VC44403	VC44503	VC44603
# 8 - 32	10	VC44204	VC44304	VC44404	VC44504	VC44604
# 10 - 24	10	VC44205	VC44305	VC44405	VC44505	VC44605
# 12 - 24	10	VC44206	VC44306	VC44406	VC44506	VC44606
1/4" - 20	10	VC44207	VC44307	VC44407	VC44507	VC44607
5/16" - 18	10	VC44208	VC44308	VC44408	VC44508	VC44608
3/8" - 16	5	VC44209	VC44309	VC44409	VC44509	VC44609
7/16" - 14	5	VC44210	VC44310	VC44410	VC44510	VC44610
1/2" - 13	5	VC44211	VC44311	VC44411	VC44511	VC44611
9/16" - 12	5	VC44212	VC44312	VC44412	VC44512	VC44612
5/8" - 11	5	VC44213	VC44314	VC44414	VC44513	VC44614
3/4" - 10	5	VC44216	VC44316	VC44416	VC44516	VC44616
7/8" - 9	5	VC44218	VC44318	VC44418	VC44518	VC44618
1" - 8	5	VC44219	VC44319	VC44419	VC44519	VC44619



FILETS RAPPORTÉS V-COIL - TYPE «S»

«Passage libre», Acier inoxydable

V-COIL WIRE THREAD INSERTS - TYPE «S»

«Free running», Stainless steel



DIN 8140

Tol. 2B

Utilisation:

- Réparation de filets endommagés ou usés.
- Blindage des filets pour les matériaux à faible résistance au cisaillement.
- Récupération d'articles endommagés.

Avantages:

- Fabriqué à partir d'un fil en acier inoxydable austénitique profilé avec précision et enroulé en spirale hélicoïdale.
- Ressemblent à des ressorts.
- Pour filets intérieurs très résistants et durables.
- Résistance à la haute température et à la corrosion.
- Capacité de charge plus élevée suite à la réparation grâce à de meilleures propriétés du filet.
- Peut généralement être incorporé dans des conceptions existantes où aucune disposition préalable n'a été prise.
- La position est maintenue par l'action de la pression radiale entre les spirales et les parois du trou taraudé.


Application:

- Thread Repair of damaged or worn-out threads.
- Thread Armour Plating for material with low shear strength.
- Recovery of damaged items.

Advantages:

- Manufactured from precision profiled austenitic stainless steel wire wound in a helical spiral.
- Ressemblent à des ressorts.
- For very strong and durable internal threads.
- High temperature and corrosion resistance.
- higher load capacity after the repair by better thread properties.
- Can generally be incorporated into existing designs where no prior arrangements have been made.
- position is maintained by the action of radial pressure between their coils and the flanks of the tapped hole

NF

Diamètre Diameter		1,0 D Art.	1,5 D Art.	2,0 D Art.	2,5 D Art.	3,0 D Art.
# 4 - 48	100	VC08290	VC08390	VC08490	VC08590	VC08690
# 6 - 40	100	VC08291	VC08391	VC08491	VC08591	VC08691
# 8 - 36	100	VC08292	VC08392	VC08492	VC08592	VC08692
# 10 - 32	100	VC08293	VC08393	VC08493	VC08593	VC08693
1/4" - 28	100	VC08225	VC08325	VC08425	VC08525	VC08625
5/16" - 24	100	VC08226	VC08326	VC08426	VC08526	VC08626
3/8" - 24	100	VC08227	VC08327	VC08427	VC08527	VC08627
7/16" - 20	100	VC08228	VC08328	VC08428	VC08528	VC08628
1/2" - 20	100	VC08229	VC08329	VC08429	VC08529	VC08629
9/16" - 18	50	VC08230	VC08330	VC08430	VC08530	VC08630
5/8" - 18	50	VC08231	VC08331	VC08431	VC08531	VC08631
3/4" - 16	25	VC08233	VC08333	VC08433	VC08533	VC08633
7/8" - 14	10	VC08235	VC08335	VC08435	VC08535	VC08635
1" - 12	10	VC08237	VC08337	VC08437	VC08537	VC08637
1" - 14	10	-	VC08338	-	-	-
1.1/8" - 12	5	-	VC08396	-	-	-
1.1/4" - 12	5	-	VC08397	-	-	-
1.3/8" - 12	5	-	VC08398	-	-	-
1.1/2" - 12	5	-	VC08399	-	-	-




FILETS RAPPORTÉS V-COIL - TYPE «S»
 «Passage libre», Acier inoxydable

V-COIL WIRE THREAD INSERTS - TYPE «S»
 «Free running», Stainless steel

DIN 8140
Tol. 2B
Utilisation:

- Réparation de filets endommagés ou usés.
- Blindage des filets pour les matériaux à faible résistance au cisaillement.
- Récupération d'articles endommagés.

Avantages:

- Fabriqué à partir d'un fil en acier inoxydable austénitique profilé avec précision et enroulé en spirale hélicoïdale.
- Ressemblent à des ressorts.
- Pour filets intérieurs très résistants et durables.
- Résistance à la haute température et à la corrosion.
- Capacité de charge plus élevée suite à la réparation grâce à de meilleures propriétés du filet.
- Peut généralement être incorporé dans des conceptions existantes où aucune disposition préalable n'a été prise.
- La position est maintenue par l'action de la pression radiale entre les spirales et les parois du trou taraudé.


Application:

- Thread Repair of damaged or worn-out threads.
- Thread Armour Plating for material with low shear strength.
- Recovery of damaged items.

Avantages:

- Manufactured from precision profiled austenitic stainless steel wire wound in a helical spiral.
- Ressemblent à des ressorts.
- For very strong and durable internal threads.
- High temperature and corrosion resistance.
- higher load capacity after the repair by better thread properties.
- Can generally be incorporated into existing designs where no prior arrangements have been made.
- position is maintained by the action of radial pressure between their coils and the flanks of the tapped hole

NF

Diamètre Diameter		1,0 D Art.	1,5 D Art.	2,0 D Art.	2,5 D Art.	3,0 D Art.
# 4 - 48	10	VC44221	VC44321	VC44421	VC44521	VC44621
# 6 - 40	10	VC44222	VC44322	VC44422	VC44522	VC44622
# 8 - 36	10	VC44223	VC44323	VC44423	VC44523	VC44623
# 10 - 32	10	VC44224	VC44324	VC44424	VC44524	VC44624
1/4" - 28	10	VC44225	VC44325	VC44425	VC44525	VC44625
5/16" - 24	10	VC44226	VC44326	VC44426	VC44526	VC44626
3/8" - 24	5	VC44227	VC44327	VC44427	VC44527	VC44627
7/16" - 20	5	VC44228	VC44328	VC44428	VC44528	VC44628
1/2" - 20	5	VC44229	VC44329	VC44429	VC44529	VC44629
9/16" - 18	5	VC44230	VC44330	VC44430	VC44530	VC44630
5/8" - 18	5	VC44231	VC44331	VC44431	VC44531	VC44631
3/4" - 16	5	VC44233	VC44333	VC44433	VC44533	VC44633
7/8" - 14	5	VC44235	VC44335	VC44435	VC44535	VC44635
1" - 12	5	VC44237	VC44337	VC44437	VC44537	VC44637



ENSEMBLES DE RÉPARATION DES FILETS V-COIL - TYPE «S»






Filets rapportés, 1,5D

V-COIL THREAD REPAIR KITS - TYPE «S»

Wire thread inserts, 1.5D



NC

Art.					
VC04100	# 2 - 56	2.4 mm	# 2	# 2	20
VC04101	# 4 - 40	3.1 mm	# 4	# 4	20
VC04106	# 5 - 40	3.4 mm	# 4	# 4	20
VC04102	# 6 - 32	3.8 mm	# 5	# 5	20
VC04103	# 8 - 32	4.4 mm	# 6	# 6	20
VC04104	# 10 - 24	5.2 mm	# 7	# 6	20
VC04105	# 12 - 24	5.8 mm	# 8	# 8	20
VC04107	1/4" - 20	6.7 mm	# 9	# 9	20
VC04108	5/16" - 18	8.3 mm	# 10	# 10	20
VC04109	3/8" - 16	9.9 mm	# 12	# 12	15
VC04110	7/16" - 14	11.6 mm	# 14	# 14	10
VC04111	1/2" - 13	13.0 mm	# 15	# 15	10
VC04112	9/16" - 12	-	# 16	-	10
VC04113	5/8" - 11	-	# 18	-	10
VC04114	3/4" - 10	-	# 20	-	5
VC04115	7/8" - 9	-	# 22	-	5
VC04116	1" - 8	-	# 23	-	4


ENSEMBLES DE RÉPARATION DES FILETS V-COIL - TYPE «S»

- Tarauls STI x2
- Outil d'insertion avec entraînement hexagonal
- Filets rapportés, 1,5D

V-COIL THREAD REPAIR KITS - TYPE «S»

- STI taps x2
- Inserting tool with hexagon drive
- Wire thread inserts 1.5D

NC

Art.	Format Size				
VC04117	1.1/8" - 7	VC03117	VC08050	VC08320	10
VC04118	1.1/4" - 7	VC03118	VC08051	VC08321	10
VC04119	1.3/8" - 6	VC03119	VC08052	VC08322	10
VC04135	1.1/2" - 6	VC03120	VC08053	VC08323	10






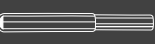


ENSEMBLES DE RÉPARATION DES FILETS V-COIL - TYPE «S»

Filets rapportés, 1,5D

V-COIL THREAD REPAIR KITS - TYPE «S»

Wire thread inserts, 1.5D


NF

Art.					
VC04120	# 4 - 48	3.0 mm	# 4	# 4	20
VC04121	# 6 - 40	3.8 mm	# 5	# 5	20
VC04122	# 8 - 36	4.4 mm	# 6	# 6	20
VC04123	# 10 - 32	5.1 mm	# 8	# 8	20
VC04125	1/4" - 28	6.7 mm	# 9	# 9	20
VC04126	5/16" - 24	8.3 mm	# 11	# 11	20
VC04127	3/8" - 24	9.8 mm	# 13	# 13	15
VC04128	7/16" - 20	11.5 mm	# 14	# 14	10
VC04129	1/2" - 20	13.0 mm	# 15	# 15	10
VC04130	9/16" - 18	-	# 16	-	10
VC04131	5/8" - 18	-	# 18	-	10
VC04132	3/4" - 16	-	# 21	-	5
VC04133	7/8" - 14	-	# 22	-	5
VC04134	1" - 12	-	# 23	-	4
VC04140	1" - 14	-	# 23	-	4


ENSEMBLES DE RÉPARATION DES FILETS V-COIL - TYPE «S»

- Tarauts STI x2
- Outil d'insertion avec entraînement hexagonal
- Filets rapportés, 1,5D

V-COIL THREAD REPAIR KITS - TYPE «S»

- STI taps x2
- Inserting tool with hexagon drive
- Wire thread inserts 1.5D

NF

Art.	Format Size				
VC04136	1.1/8" - 12	VC03166	VC08060	VC08396	10
VC04137	1.1/4" - 12	VC03167	VC08061	VC08397	10
VC04138	1.3/8" - 12	VC03168	VC08062	VC08398	10
VC04139	1.1/2" - 12	VC03169	VC08063	VC08399	10



ENSEMBLES DE RÉPARATION DES FILETS V-COIL






Filets rapportés, 1,5D

V-COIL THREAD REPAIR WORKSHOP KITS






Wire thread inserts, 1.5D



NC 1/4" - 1/2"

Art.					
VC04184	1/4" - 20	6.7 mm	# 9	# 9	25
	5/16" - 18	8.3 mm	# 10	# 11	25
	3/8" - 16	9.9 mm	# 12	# 12	25
	7/16" - 14	11.16 mm	# 14	# 14	10
	1/2" - 13	13.0 mm	# 15	# 15	10

NF 1/4" - 1/2"

Art.					
VC04185	1/4" - 28	6.7 mm	# 9	# 9	25
	5/16" - 24	8.3 mm	# 11	# 11	25
	3/8" - 24	9.8 mm	# 13	# 13	25
	7/16" - 20	11.5 mm	# 14	# 14	10
	1/2" - 20	13.0 mm	# 15	# 15	10



TARAUDS STI V-COIL
Pour les filets rapportés tolérance 2B

V-COIL STI TAPS
For wire thread inserts tolerance 2B



Forme / Form: D HSS-G Tol. 3B

Pour l'usage général

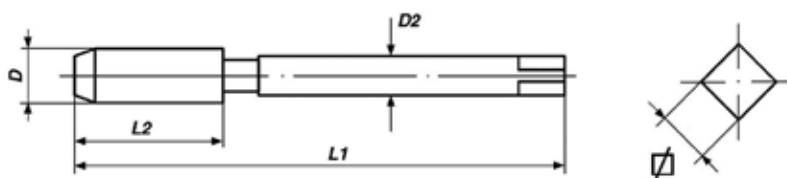
Utilisation:

- Pour les matériaux non abrasifs jusqu'à 900 N/mm².
- Aciers non alliés et faiblement alliés.
- Pour une utilisation manuelle et machine.
- Pour les trous débouchants et borgnes.

For general use

Application:

- For non abrasive materials up to 900 N/mm².
- Unalloyed and low-alloy steels.
- For manual and machine use.
- For through and blind holes.



NC

Art.	Diamètre Diameter	D	L1	L2	D2	Ø
VC03100	# 2 - 56	2.8	48.0	10.0	3.15	2.5
VC03101	# 4 - 40	3.7	53.0	13.0	4.0	3.15
VC03102	# 5 - 40	4.0	53.0	13.0	4.0	3.15
VC03103	# 6 - 32	4.5	58.0	16.0	5.0	4.00
VC03104	# 8 - 32	5.2	62.0	17.0	5.6	4.50
VC03105	# 10 - 24	6.2	66.0	19.0	6.3	5.00
VC03106	# 12 - 24	6.9	66.0	19.0	7.1	5.60
VC03107	1/4" - 20	8.0	72.0	22.0	8.0	6.30
VC03108	5/16" - 18	9.8	80.0	24.0	10.0	8.00
VC03109	3/8" - 16	11.6	85.0	25.0	8.0	6.30
VC03110	7/16" - 14	13.5	95.0	30.0	11.2	9.00
VC03111	1/2" - 13	15.2	102.0	32.0	12.5	10.00
VC03112	9/16" - 12	17.0	112.0	37.0	14.0	11.20
VC03113	5/8" - 11	18.9	112.0	37.0	14.0	11.20
VC03114	3/4" - 10	22.4	118.0	38.0	16.0	12.50
VC03115	7/8" - 9	25.9	130.0	45.0	18.0	14.00
VC03116	1" - 8	29.5	138.0	48.0	20.0	16.00

NF

Art.	Diamètre Diameter	D	L1	L2	D2	Ø
VC03151	# 4 - 48	3.5	53.0	13.0	4.0	3.15
VC03152	# 6 - 40	4.3	53.0	13.0	4.5	3.55
VC03153	# 8 - 36	5.1	62.0	17.0	5.6	4.50
VC03154	# 10 - 32	5.9	66.0	19.0	6.3	5.00
VC03155	1/4" - 28	7.5	69.0	19.0	8.0	6.30
VC03156	5/16" - 24	9.3	76.0	20.0	10.0	8.00
VC03157	3/8" - 24	10.9	82.0	22.0	8.0	6.30
VC03158	7/16" - 20	12.8	84.0	24.0	9.0	7.10
VC03159	1/2" - 20	14.4	90.0	25.0	11.2	9.00
VC03160	9/16" - 18	16.1	104.0	29.0	12.5	10.00
VC03161	5/8" - 18	17.7	104.0	29.0	14.0	11.20
VC03162	3/4" - 16	21.1	104.0	29.0	14.0	11.20
VC03163	7/8" - 14	24.6	120.0	35.0	18.0	14.00
VC03164	1" - 12	28.2	127.0	37.0	20.0	16.00
VC03165	1" - 14	27.8	127.0	37.0	20.0	16.00

PRÉSENTOIR VC901 / V-COIL
V-COIL / VC901 DISPLAY


CONTENU / CONTENT

Art.	Format Size	Qté. Qty.
VC04123	10 - 32 NF	5
VC04107	1/4" - 20 NC	5
VC04108	5/16" - 18 NC	5
VC04109	3/8" - 16 NC	5
VC04111	1/2" - 13 NC	5
VC04114	3/4" - 10 NC	2
VC04184	Assortiment / Workshop kit 1/4" - 1/2" NC (115 pièces / pieces)	2



FILETS RAPPORTÉS V-COIL - TYPE «S»
 «Passage libre», Acier inoxydable

V-COIL WIRE THREAD INSERTS - TYPE «S»
 «Free running», Stainless steel


Diamètre Diameter		1,0 D Art.	1,5 D Art.	2,0 D Art.	2,5 D Art.	3,0 D Art.
M2 x 0.4	100	VC07202	VC07302	VC07402	VC07502	VC07602
M2.2 x 0.45	100	VC07203	VC07303	VC07403	VC07503	VC07603
M2.5 x 0.45	100	VC07204	VC07304	VC07404	VC07504	VC07604
M3 x 0.5	100	VC07205	VC07305	VC07405	VC07505	VC07605
M3.5 x 0.6	100	VC07206	VC07306	VC07406	VC07506	VC07606
M4 x 0.7	100	VC07207	VC07307	VC07407	VC07507	VC07607
M5 x 0.8	100	VC07208	VC07308	VC07408	VC07508	VC07608
M6 x 1.0	100	VC07209	VC07309	VC07409	VC07509	VC07609
M7 x 1.0	100	VC07210	VC07310	VC07410	VC07510	VC07610
M8 x 1.25	100	VC07211	VC07311	VC07411	VC07511	VC07611
M8 x 1.0	100	VC07212	VC07312	VC07412	VC07512	VC07612
M9 x 1.5	100	-	VC07314	-	VC07514	-
M9 x 1.25	100	VC07213	VC07313	VC07413	VC07513	VC07613
M10 x 1.5	100	VC07215	VC07315	VC07415	VC07515	VC07615
M10 x 1.25	100	VC07216	VC07316	VC07416	VC07516	VC07616
M10 x 1.0	100	VC07217	VC07317	VC07417	VC07517	VC07617
M11 x 1.5	100	VC07219	VC07319	VC07419	VC07519	VC07619
M11 x 1.25	100	-	VC07320	-	VC07520	-
M12 x 1.75	100	VC07221	VC07321	VC07421	VC07521	VC07621
M12 x 1.5	100	VC07222	VC07322	VC07422	VC07522	VC07622
M12 x 1.25	100	VC07223	VC07323	VC07423	VC07523	VC07623
M12 x 1.0	100	VC07224	VC07324	VC07424	VC07524	VC07624
M14 x 2.0	50	VC07225	VC07325	VC07425	VC07525	VC07625
M14 x 1.5	50	VC07226	VC07326	VC07426	VC07526	VC07626
M14 x 1.25	50	VC07227	VC07327	VC07427	VC07527	VC07627
M14 x 1.0	50	VC07231	VC07331	VC07431	VC07531	VC07631
M16 x 2.0	50	VC07234	VC07334	VC07434	VC07534	VC07634
M16 x 1.5	50	VC07235	VC07335	VC07435	VC07535	VC07635
M18 x 2.5	25	VC07236	VC07336	VC07436	VC07536	VC07636
M18 x 2.0	25	VC07237	VC07337	VC07437	VC07537	VC07637
M18 x 1.5	25	VC07238	VC07338	VC07438	VC07538	VC07638
M20 x 2.5	25	VC07239	VC07339	VC07439	VC07539	VC07639
M20 x 2.0	25	VC07240	VC07340	VC07440	VC07540	VC07640
M20 x 1.5	25	VC07241	VC07341	VC07441	VC07541	VC07641

DIN 8140
Tol. ISO 2 (6H)

Réparation de filets endommagés ou usés. Armature de filets de matériaux à faible résistance au cisaillement. Récupération de matériaux défectueux.

Avantages:

- Orienté vers le service
- Pratique

Thread repair of damaged or worn threads. Thread armoring of materials with low shear strength. Scrap recovery.

Advantages:


- Service oriented
- Practical





Suite sur la prochaine page / Continued on the next page






Diamètre Diameter		1,0 D Art.	1,5 D Art.	2,0 D Art.	2,5 D Art.	3,0 D Art.
M22 X 2.5	10	VC07242	VC07342	VC07442	VC07542	VC07642
M22 X 2.0	10	VC07243	VC07343	VC07443	VC07543	VC07643
M22 X 1.5	10	VC07244	VC07344	VC07444	VC07544	VC07644
M24 X 3.0	10	VC07245	VC07345	VC07445	VC07545	VC07645
M24 X 2.0	10	VC07246	VC07346	VC07446	VC07546	VC07646
M24 X 1.5	10	VC07247	VC07347	VC07447	VC07547	VC07647

Diamètre Diameter		1,5 D Art.
M26 X 1.5	5	VC07349
M27 X 3.0	5	VC07350
M27 X 2.0	5	VC07351
M27 X 1.5	5	VC07352
M28 X 1.5	5	VC07353
M30 X 3.5	5	VC07354
M30 X 2.0	5	VC07355
M30 X 1.5	5	VC07356
M33 X 3.5	5	VC07357
M33 X 2.0	5	VC07358
M36 X 4.0	5	VC07360
M36 X 3.0	5	VC07361
M36 X 2.0	5	VC07362
M36 X 1.5	5	VC07363

Diamètre Diameter		1,5 D Art.
M39 X 4.0	5	VC07364
M39 X 3.0	5	VC07365
M40 X 3.0	5	VC07368
M42 X 4.5	5	VC07372
M42 X 3.0	5	VC07373
M45 X 4.5	5	VC07377
M45 X 3.0	5	VC07378
M48 X 5.0	5	VC07382
M48 X 4.0	5	VC07384
M48 X 3.0	5	VC07383
M50 X 3.0	5	VC07387
M52 X 5.0	5	VC07390
M52 X 3.0	5	VC07391

POUR BOUGIES D'ALLUMAGE FOR SPARK PLUGS

FILETS RAPPORTÉS V-COIL POUR BOUGIES D'ALLUMAGE
V-COIL WIRE THREAD INSERTS FOR SPARK PLUGS

Diamètre Diameter		8,40 mm Art.	12,40 mm Art.	16,40 mm Art.
M14 x 1.25	50	VC07128	VC07228	VC07328
	5	VC40229	VC40228	VC40328




FILETS RAPPORTÉS V-COIL - TYPE «S»

«Passage libre», Acier inoxydable

V-COIL WIRE THREAD INSERTS - TYPE «S»

«Free running», Stainless steel



Diamètre Diameter		1,0 D Art.	1,5 D Art.	2,0 D Art.	2,5 D Art.	3,0 D Art.
M2 x 0.4	10	VC40202	VC40302	VC40402	VC40502	VC40602
M2.2 x 0.45	10	VC40203	VC40303	VC40403	VC40503	VC40603
M2.5 x 0.45	10	VC40204	VC40304	VC40404	VC40504	VC40604
M3 x 0.5	10	VC40205	VC40305	VC40405	VC40505	VC40605
M3.5 x 0.6	10	VC40206	VC40306	VC40406	VC40506	VC40606
M4 x 0.7	10	VC40207	VC40307	VC40407	VC40507	VC40607
M5 x 0.8	10	VC40208	VC40308	VC40408	VC40508	VC40608
M6 x 1.0	10	VC40209	VC40309	VC40409	VC40509	VC40609
M7 x 1.0	10	VC40210	VC40310	VC40410	VC40510	VC40610
M8 x 1.25	10	VC40211	VC40311	VC40411	VC40511	VC40611
M8 x 1.0	10	VC40212	VC40312	VC40412	VC40512	VC40612
M9 x 1.25	5	VC40213	VC40313	VC40413	VC40513	VC40613
M10 x 1.5	5	VC40215	VC40315	VC40415	VC40515	VC40615
M10 x 1.25	5	VC40216	VC40316	VC40416	VC40516	VC40616
M10 x 1.0	5	VC40217	VC40317	VC40417	VC40517	VC40617
M11 x 1.5	5	VC40219	VC40319	VC40419	VC40519	VC40619
M12 x 1.75	5	VC40221	VC40321	VC40421	VC40521	VC40621
M12 x 1.5	5	VC40222	VC40322	VC40422	VC40522	VC40622
M12 x 1.25	5	VC40223	VC40323	VC40423	VC40523	VC40623
M12 x 1.0	5	VC40224	VC40324	VC40424	VC40524	VC40624
M14 x 2.0	5	VC40225	VC40325	VC40425	VC40525	VC40625
M14 x 1.5	5	VC40226	VC40326	VC40426	VC40526	VC40626
M14 x 1.25	5	VC40227	VC40327	VC40427	VC40527	VC40627
M14 x 1.0	5	VC40231	VC40331	VC40431	VC40531	VC40631
M16 x 2.0	5	VC40234	VC40334	VC40434	VC40534	VC40634
M16 x 1.5	5	VC40235	VC40335	VC40435	VC40535	VC40635
M18 x 2.5	5	VC40236	VC40336	VC40436	VC40536	VC40636
M18 x 2.0	5	VC40237	VC40337	VC40437	VC40537	VC40637
M18 x 1.5	5	VC40238	VC40338	VC40438	VC40538	VC40638
M20 x 2.5	5	VC40239	VC40339	VC40439	VC40539	VC40639
M20 x 2.0	5	VC40240	VC40340	VC40440	VC40540	VC40640
M20 x 1.5	5	VC40241	VC40341	VC40441	VC40541	VC40641
M22 x 2.5	5	VC40242	VC40342	VC40442	VC40542	VC40642
M22 x 2.0	5	VC40243	VC40343	VC40443	VC40543	VC40643
M22 x 1.5	5	VC40244	VC40344	VC40444	VC40544	VC40644
M24 x 3.0	5	VC40245	VC40345	VC40445	VC40545	VC40645
M24 x 2.0	5	VC40246	VC40346	VC40446	VC40546	VC40646
M24 x 1.5	5	VC40247	VC40347	VC40447	VC40547	VC40647

DIN 8140
Tol. ISO 2 (6H)

Réparation de filets endommagés ou usés. Armature de filets de matériaux à faible résistance au cisaillement. Récupération de matériaux défectueux.

Avantages:

- Orienté vers le service
- Pratique

Thread repair of damaged or worn threads. Thread armoring of materials with low shear strength. Scrap recovery.

Advantages:

- Service oriented
- Practical








ENSEMBLES DE RÉPARATION DES FILETS V-COIL - TYPE «S»

Filets rapportés, 1,5D

V-COIL THREAD REPAIR KITS - TYPE «S»

Wire thread inserts, 1.5D

Art.					
VC04001	M2 x 0.4	2.1 mm	# 2	# 2	20
VC04003	M2.5 x 0.45	2.6 mm	# 3	# 3	20
VC04005	M3 x 0.5	3.2 mm	# 4	# 4	20
VC04006	M3.5 x 0.6	3.7 mm	# 5	# 5	20
VC04007	M4 x 0.7	4.2 mm	# 6	# 6	20
VC04009	M5 x 0.8	5.2 mm	# 8	# 8	20
VC04010	M6 x 1.0	6.3 mm	# 9	# 9	20
VC04011	M7 x 1.0	7.3 mm	# 10	# 11	20
VC04012	M8 x 1.25	8.3 mm	# 11	# 11	20
VC04013	M8 x 1.0	8.3 mm	# 11	# 11	20
VC04014	M9 x 1.25	9.3 mm	# 12	# 12	15
VC04016	M10 x 1.5	10.4 mm	# 13	# 13	15
VC04017	M10 x 1.25	10.3 mm	# 13	# 13	15
VC04018	M10 x 1.0	10.3 mm	# 13	# 13	15
VC04019	M11 x 1.5	11.4 mm	# 14	# 14	10
VC04021	M12 x 1.75	12.4 mm	# 15	# 15	10
VC04022	M12 x 1.5	12.4 mm	# 15	# 15	10
VC04023	M12 x 1.25	12.3 mm	# 15	# 15	10
VC04024	M12 x 1.0	12.3 mm	# 15	# 15	10
VC04028	M14 x 2.0		# 16		10
VC04029	M14 x 1.5		# 16		10
VC04030	M14 x 1.25		# 17		10
VC04031	M14 x 1.0		# 17		10
VC04032	M16 x 2.0		# 18		10
VC04033	M16 x 1.5		# 18		10
VC04034	M18 x 2.5		# 20		5
VC04035	M18 x 2.0		# 20		5
VC04036	M18 x 1.5		# 20		5
VC04037	M20 x 2.5		# 21		5
VC04038	M20 x 2.0		# 21		5
VC04039	M20 x 1.5		# 21		5
VC04040	M22 x 2.5		# 22		5
VC04041	M22 x 2.0		# 22		5
VC04042	M22 x 1.5		# 22		5
VC04043	M24 x 3.0		# 23		5
VC04044	M24 x 2.0		# 23		5
VC04045	M24 x 1.5		# 23		5









ENSEMBLES DE RÉPARATION DES FILETS V-COIL - TYPE «S»

- Tarauds STI x2
- Outil d'insertion avec entraînement hexagonal
- Filets rapportés, 1,5D

V-COIL THREAD REPAIR KITS - TYPE «S»

- STI taps x2
- Inserting tool with hexagon drive
- Wire thread inserts 1.5D



Art.	Format Size				
VC04049	M26 x 1.5	VC03049	VC08024	VC07349	10
VC04050	M27 x 3.0	VC03050	VC08025	VC07350	10
VC04051	M27 x 2.0	VC03051	VC08026	VC07351	10
VC04052	M27 x 1.5	VC03052	VC08027	VC07352	10
VC04053	M28 x 1.5	VC03053	VC08028	VC07353	10
VC04054	M30 x 3.5	VC03054	VC08029	VC07354	10
VC04055	M30 x 2.0	VC03055	VC08030	VC07355	10
VC04056	M30 x 1.5	VC03056	VC08031	VC07356	10
VC04057	M33 x 3.5	VC03057	VC08032	VC07357	10
VC04058	M33 x 2.0	VC03058	VC08033	VC07358	10
VC04060	M36 x 4.0	VC03060	VC08034	VC07360	10
VC04061	M36 x 3.0	VC03061	VC08035	VC07361	10
VC04062	M36 x 2.0	VC03062	VC08036	VC07362	10
VC04063	M36 x 1.5	VC03063	VC08037	VC07363	10
VC04231	M39 x 4.0	VC03064	VC08038	VC07364	10
VC04232	M39 x 3.0	VC03065	VC08039	VC07365	10
VC04233	M40 x 3.0	VC03066	VC08040	VC07368	10
VC04234	M42 x 4.5	VC03067	VC08041	VC07372	10
VC04235	M42 x 3.0	VC03068	VC08042	VC07373	10
VC04236	M45 x 4.5	VC03069	VC08043	VC07377	10
VC04237	M45 x 3.0	VC03070	VC08044	VC07378	10
VC04238	M48 x 5.0	VC03071	VC08045	VC07382	10
VC04243	M48 x 4.0	VC03076	VC08100	VC07384	10
VC04239	M48 x 3.0	VC03072	VC08046	VC07383	10
VC04240	M50 x 3.0	VC03073	VC08047	VC07387	10
VC04241	M52 x 5.0	VC03074	VC08048	VC07390	10
VC04242	M52 x 3.0	VC03075	VC08049	VC07391	10

ENSEMBLES DE RÉPARATION DES FILETS V-COIL

V-COIL THREAD REPAIR WORKSHOP KITS

Utilisation:








- Réparation de filets usés ou endommagés.
- Coffret des dimensions les plus courantes dans un emballage attrayant et fonctionnel.

Application:



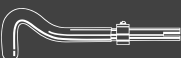


- Thread repair of damaged or worn-out threads.
- Assortment with the most popular dimensions in an attractive and functional case.



VC80 / M5 - M12

Art.							
VC04080	M5 x 0.8	5.2 mm	# 8	# 8	10	10	10
	M6 x 1.0	6.3 mm	# 9	# 9	10	10	10
	M8 x 1.25	8.3 mm	# 11	# 11	10	10	10
	M10 x 1.5	10.4 mm	# 13	# 13	10	10	10
	M12 x 1.75	12.4 mm	# 15	# 15	5	5	5

VC81 / M5 - M12







Art.					
VC04081	M5 x 0.8	5.2 mm	# 8	# 8	25
	M6 x 1.0	6.3 mm	# 9	# 9	25
	M8 x 1.25	8.3 mm	# 11	# 11	25
	M10 x 1.5	10.4 mm	# 13	# 13	25
	M12 x 1.75	12.4 mm	# 15	# 15	10

ENSEMBLES DE RÉPARATION DES FILETS V-COIL

Pour le filetage des bougies d'allumage, filets rapportés, tarauds STI pour bougies d'allumage avec embout pilote.

V-COIL THREAD REPAIR KITS

For spark plug thread, wire thread inserts, STI-spark plug taps with pilot nose.

Art.						
VC04090	M6 x 1.0	# 9	10			
VC04091	M8 x 1.25	# 11	10			
VC04092	M10 x 1.5	# 13	10			
VC04093	M10 x 1.25	# 13	10			
VC04094	M10 x 1.0	# 13	10			
VC04095	M12 x 1.25	# 15	10			
VC04096	M14 x 1.25	# 17		5	5	5
VC04097	M18 x 1.5	# 20	5			





ENSEMBLES DE RÉPARATION DES FILETS V-COIL






Filets rapportés, 1,5D

V-COIL THREAD REPAIR WORKSHOP KITS






Wire thread inserts, 1.5D



VC82 / M6 - M14 x 1.25 / NP




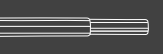

Art.					
VC04082	M6 x 1.0	6.3 mm	# 9	# 9	25
	M8 x 1.25	8.3 mm	# 11	# 11	25
	M10 x 1.5	10.4 mm	# 13	# 13	25
	M12 x 1.75	12.4 mm	# 15	# 15	10
	M14 x 1.25		# 17		10

VC83 / M6 - M14 x 1.25 / NP

Art.					
VC04083	M6 x 1.0	6.3 mm	# 9	# 9	25
	M8 x 1.25	8.3 mm	# 11	# 11	25
	M10 x 1.5	10.4 mm	# 13	# 13	25
	M12 x 1.75	12.4 mm	# 15	# 15	10
	M14 x 1.25 → Taraud étagé Stepped tap		# 17		10



VC84 / M6 - M14 x 1.25 PT

Art.						Description
VC04084	M6 x 1.0	6.3 mm	# 9	# 9	25	
	M8 x 1.25	8.3 mm	# 11	# 11	25	
	M10 x 1.5	10.4 mm	# 13	# 13	25	
	M12 x 1.75	12.4 mm	# 15	# 15	10	
	M14 x 1.25 → Taraud étagé Stepped tap			# 17		5
					5	14 x 1.25 - 12.4 mm*
					5	14 x 1.25 - 16.4 mm*

ENSEMBLES DE RÉPARATION DES FILETS V-COIL






Filets rapportés, 1,5D

V-COIL THREAD REPAIR WORKSHOP KITS

Wire thread inserts, 1.5D



VC85 / M6 - M10

Art.					
VC04085	M 6 x 1.0	6.3 mm	# 9	# 9	25
	M 8 x 1.25	8.3 mm	# 11	# 11	25
	M 10 x 1.5	10.4 mm	# 13	# 13	25

PRÉSENTOIR VC-900 / V-COIL

V-COIL / VC900 DISPLAY

CONTENU / CONTENT

Art.	Format Size	Qté. Qty.
VC04009	M 5 x 0.8	5
VC04010	M 6 x 1.0	5
VC04012	M 8 x 1.25	5
VC04016	M 10 x 1.5	5
VC04021	M 12 x 1.75	5
VC04096	M 14 x 1.25	3
VC04081	M5 à/to M12	3





TARAUDS STI V-COIL

Pour les filets rapportés tolérance ISO 2 (6H)

V-COIL STI TAPS

For wire thread inserts tolerance ISO 2 (6H)



Forme / Form: D

HSS-G

Tol. ISO1 (4)

Pour l'usage général

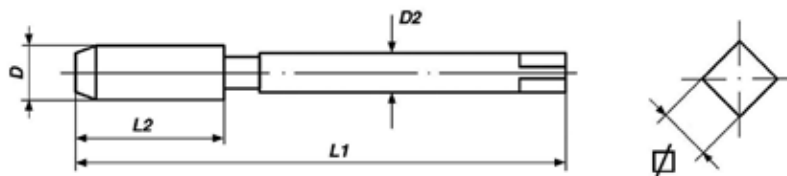
Utilisation:

- Pour les matériaux non abrasifs jusqu'à 900 N/mm².
- Aciers non alliés et faiblement alliés.
- Pour une utilisation manuelle et machine.
- Pour les trous débouchants et borgnes.

For general use

Application:

- For non abrasive materials up to 900 N/mm².
- Unalloyed and low-alloy steels.
- For manual and machine use.
- For through and blind holes.



Art.	Diamètre Diameter	P	D	L1	L2	D2	Ø
VC03001	M2	x 0.40	2.5	44.5	9.5	2.8	2.24
VC03003	M2.5	x 0.45	3.1	48.0	11.0	3.15	2.50
VC03005	M3	x 0.5	3.6	53.0	13.0	4.0	3.15
VC03006	M3.5	x 0.6	4.3	53.0	13.0	4.5	3.55
VC03007	M4	x 0.7	4.9	58.0	16.0	5.0	4.00
VC03008	M5	x 0.8	6.0	66.0	19.0	6.3	5.00
VC03009	M6	x 1.0	7.3	72.0	22.0	8.0	6.30
VC03010	M7	x 1.0	8.3	72.0	22.0	9.0	7.10
VC03011	M8	x 1.25	9.6	80.0	24.0	10.0	8.00
VC03012	M8	x 1.0	9.3	80.0	24.0	10.0	8.00
VC03014	M9	x 1.5	11.0	85.0	25.0	8.0	6.30
VC03013	M9	x 1.25	10.6	85.0	25.0	8.0	6.30
VC03015	M10	x 1.5	11.9	89.0	29.0	9.0	7.10
VC03016	M10	x 1.25	11.6	85.0	25.0	8.0	6.30
VC03017	M10	x 1.0	11.3	85.0	25.0	8.0	6.30
VC03018	M11	x 1.5	12.9	89.0	29.0	9.0	7.10
VC03019	M11	x 1.25	12.6	89.0	29.0	9.0	7.10
VC03020	M12	x 1.75	14.3	95.0	30.0	11.2	9.00
VC03021	M12	x 1.5	14.0	95.0	30.0	11.2	9.00
VC03022	M12	x 1.25	13.6	95.0	30.0	11.2	9.00

Art.	Diamètre Diameter	P	D	L1	L2	D2	Ø
VC03023	M12	x 1.0	13.3	95.0	30.0	11.2	9.00
VC03027	M14	x 2.0	16.6	102.0	32.0	12.5	10.00
VC03028	M14	x 1.5	16.0	102.0	32.0	12.5	10.00
VC03029	M14	x 1.25	15.6	102.0	32.0	12.5	10.00
VC03030	M14	x 1.0	15.3	102.0	32.0	12.5	10.00
VC03033	M16	x 2.0	18.6	112.0	37.0	14.0	11.20
VC03034	M16	x 1.5	18.0	104.0	29.0	14.0	11.20
VC03035	M18	x 2.5	21.3	118.0	38.0	16.0	12.50
VC03036	M18	x 2.0	20.6	104.0	29.0	14.0	11.20
VC03037	M18	x 1.5	20.0	104.0	29.0	14.0	11.20
VC03038	M20	x 2.5	23.3	118.0	38.0	16.0	12.50
VC03039	M20	x 2.0	22.6	113.0	33.0	16.0	12.50
VC03040	M20	x 1.5	22.0	113.0	33.0	16.0	12.50
VC03041	M22	x 2.5	25.3	130.0	45.0	18.0	14.00
VC03042	M22	x 2.0	24.6	120.0	35.0	18.0	14.00
VC03043	M22	x 1.5	24.0	120.0	35.0	18.0	14.00
VC03044	M24	x 3.0	27.9	138.0	48.0	20.0	16.00
VC03045	M24	x 2.0	26.6	127.0	37.0	20.0	16.00
VC03046	M24	x 1.5	26.6	120.0	35.0	18.0	14.00

TARAUDS STI V-COIL (POINTE SPIRALE)

Pour les filets rapportés tolérance ISO 2 (6H)

V-COIL STI TAPS (SPIRAL POINT)

For wire thread inserts tolerance ISO 2 (6H)



Forme / Form: B

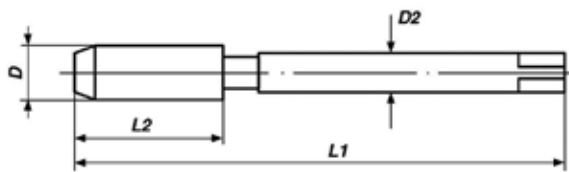
HSS-E

Tol. ISO1 (4)

Pour l'usage général

Utilisation:

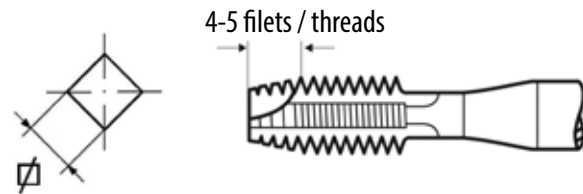
- Pour les matériaux non abrasifs jusqu'à 900 N/mm².
- Aciers non alliés et faiblement alliés.
- Pour une utilisation manuelle et machine.
- Pour les trous débouchants.



For general use

Application:

- For non abrasive materials up to 900 N/mm².
- Unalloyed and low-alloy steels.
- For manual and machine use.
- For through holes.



Art.	Diamètre Diameter	P	D	L1	L2	D2	Ø
VC03505	M3	x 0.5	3.6	53.0	13.0	4.0	3.15
VC03506	M3.5	x 0.6	4.3	53.0	13.0	4.5	3.55
VC03507	M4	x 0.7	4.9	58.0	16.0	5.0	4.00
VC03508	M5	x 0.8	6.0	66.0	19.0	6.3	5.00
VC03509	M6	x 1.0	7.3	72.0	22.0	8.0	6.40
VC03510	M7	x 1.0	8.3	72.0	22.0	9.0	7.10
VC03511	M8	x 1.25	9.6	80.0	24.0	10.0	8.00
VC03512	M8	x 1.0	9.3	80.0	24.0	10.0	8.00
VC03515	M10	x 1.5	11.9	89.0	29.0	9.0	7.10
VC03517	M10	x 1.0	11.3	85.0	25.0	8.0	6.30
VC03520	M12	x 1.75	14.3	95.0	30.0	11.2	9.00
VC03521	M12	x 1.5	14.0	95.0	30.0	11.2	9.00
VC03522	M12	x 1.25	13.6	95.0	30.0	11.2	9.00
VC03527	M14	x 2.0	16.6	102.0	32.0	12.5	10.00
VC03528	M14	x 1.5	16.0	102.0	32.0	12.5	10.00
VC03529	M14	x 1.25	15.6	102.0	32.0	12.5	10.00
VC03533	M16	x 2.0	18.6	112.0	37.0	14.0	11.20

FORETS STI V-COIL

V-COIL STI DRILLS





Utilisation:

- Élargissement du trou central du filet existant endommagé ou usé.
- Forets également disponibles en ensembles et assortiments.
- Dimensions disponibles de 2,4 mm à 13,0 mm.
- Pour les matériaux non abrasifs jusqu'à 900 N/mm².
- Aciers non alliés et faiblement alliés.

Application:

- Core hole enlargement of the existing damaged or worn thread.
- Drill bits also available in sets and assortments.
- Sizes available from 2.4 mm to 13.0 mm.
- For non abrasive materials up to 900 N/mm².
- Unalloyed and low-alloy steels.

Art.	Diamètre Diameter	
VC00021	2.1 mm	10
VC00023	2.3 mm	10
VC00024	2.4 mm	10
VC00026	2.6 mm	10
VC00030	3.0 mm	10
VC00031	3.1 mm	10
VC00032	3.2 mm	10
VC00034	3.4 mm	10
VC00037	3.7 mm	10
VC00038	3.8 mm	10
VC00042	4.2 mm	10
VC00044	4.4 mm	10
VC00045	4.5 mm	10
VC00050	5.0 mm	10
VC00051	5.1 mm	10
VC00052	5.2 mm	10
VC00058	5.8 mm	10
VC00059	5.9 mm	10

Art.	Diamètre Diameter	
VC00060	6.0 mm	10
VC00062	6.2 mm	10
VC00063	6.3 mm	10
VC00066	6.6 mm	10
VC00067	6.7 mm	10
VC00073	7.3 mm	10
VC00083	8.3 mm	10
VC00093	9.3 mm	10
VC00098	9.8 mm	10
VC00099	9.9 mm	10
VC00103	10.3 mm	5
VC00104	10.4 mm	5
VC00114	11.4 mm	5
VC00115	11.5 mm	5
VC00116	11.6 mm	5
VC00123	12.3 mm	5
VC00124	12.4 mm	5
VC00130	13.0 mm	5



Avec bague de verrouillage pour une utilisation manuelle

Utilisation:

- Pour l'installation de filets rapportés dans un filet nouvellement coupé.
- Placer le filet rapporté sur l'outil.
- L'entraîneur doit être placé dans l'ouverture de la rainure.
- Tourner le filet rapporté dans le sens du filetage en exerçant une légère pression.

With locking ring for manual use

Application:

- For installation of the thread insert in newly cut thread.
- Place insert on the tool.
- Driving pin must be seated in the groove opening.
- Turn thread insert in thread direction under slight pressure.

Art.	#	Métrique Metric	NC / NF BSW / BSF
VC08002	2	M2 x 0.4 M2.2 x 0.45	NC # 2
VC08003	3	M2.5 x 0.45	
VC08004	4	M3 x 0.5	NC # 5 NC / NF # 4 BSW 1/8"
VC08005	5	M3.5 x 0.6	NC / NF # 6
VC08006	6	M4 x 0.7	NC / NF # 8
VC08007	7		BSW 3/16" NC # 10
VC08008	8	M5 x 0.8	NF # 10 NC # 12 BSF 3/16"
VC08009	9	M6 x 1.0	NC / NF 1/4" BSW / BSF 1/4"
VC08010	10	M7 x 1.0	NC / BSW 5/16"
VC08011	11	M8 x 1.25 M8 x 1.0	NF / BSF 5/16"
VC08012	12	M9 x 1.25 M9 x 1.0	NC / BSW 3/8"
VC08013	13	M10 x 1.5 M10 x 1.0 M10 x 1.25	NF / BSF 3/8"
VC08014	14	M11 x 1.5 M11 x 1.25	NC / NF 7/16" BSW / BSF 7/16"
VC08015	15	M12 x 1.75 M12 x 1.5 M12 x 1.25 M12 x 1.0	NC / NF 1/2" BSW / BSF 1/2"
VC08016	16	M14 x 2.0 M14 x 1.5	NC / NF 9/16" BSW / BSF 9/16"
VC08017	17	M14 x 1.25 M14 x 1.0	
VC08018	18	M16 x 2.0 M16 x 1.5	NC / NF 5/8" BSW / BSF 5/8"
VC08020	20	M18 x 2.5 M18 x 2.0 M18 x 1.5	NC 3/4" BSW / BSF 3/4"
VC08021	21	M20 x 2.5 M20 x 2.0 M20 x 1.5	NF 3/4"
VC08022	22	M22 x 2.5 M22 x 2.0 M22 x 1.5	NC / NF 7/8" BSW / BSF 7/8"
VC08023	23	M24 x 3.0 M24 x 2.0 M24 x 1.5	NC / NF 1" BSW / BSF 1"

RUPTEURS D'ENTRAÎNEUR V-COIL

V-COIL TANG BREAK TOOLS



Secteur d'utilisation:

- Pour retirer l'entraîneur des filets rapportés.
- A partir de M13, les entraîneurs sont retirés avec des pinces à long bec.

Utilisation:

- Enfoncer le rupteur dans le filet rapporté.
- L'entraîneur se brise au point de rupture prédéterminé.

Application area:

- For removing the tang of the threaded inserts.
- From M13, driving pins are removed with long nose pliers.

Application:

- Press tang breaker through the insert.
- Driving pin breaks at the pre-determined breaking point.

Art.	#	Métrique Metric		NC / NF BSW / BSF	
		VC07002	2	M2 x 0.4	M2.2 x 0.45
VC07003	3	M2.5 x 0.45			
VC07004	4	M3 x 0.5		NC / NF	# 4
VC07005	5	M3.5 x 0.6		NC / NF	# 6
VC07006	6	M4 x 0.7		NC NC / NF	# 10 # 8 BSF 3/16"
VC07008	8	M5 x 0.8		NF NC	# 10 # 12 BSW 3/16"
VC07009	9	M6 x 1.0		NC / NF	1/4" BSW / BSF 1/4"
VC07011	11	M7 x 1.0 M8 x 1.0	M8 x 1.25	NC / NF BSW / BSF	5/16" 5/16"
VC07012	12	M9 x 1.0	M9 x 1.25	NC	3/8" BSW / BSF 3/8"
VC07013	13	M10 x 1.5 M10 x 1.0	M10 x 1.25	NF	3/8"
VC07014	14	M11 x 1.5	M11 x 1.25	NC / NF	7/16" BSW / BSF 7/16"
VC07015	15	M12 x 1.75 M12 x 1.25	M12 x 1.5 M12 x 1.0	NC / NF BSW / BSF	1/2" 1/2"

OUTILS D'EXTRACTION V-COIL

V-COIL EXTRACTING TOOLS

Secteur d'utilisation:

- Pour dévisser le filet rapporté.

Utilisation:

- Placer l'outil d'extraction dans le trou fileté.
- Dévisser le filet rapporté dans le sens contraire des aiguilles d'une montre.

Application area:

- For unscrewing the thread insert.

Application:

- Place boring tool in threaded hole.
- Unscrew the thread insert counterclockwise.



Art.	#	Métrique Metric	Pouce Inch
VC07052	2	M3 - M 10	3/16" - 3/8"
VC07053	3	M11 - M 24	3/8" - 1"

D	P	Ø
M/MF		mm
M	2 x 0.40	2.10
M	2.5 x 0.45	2.60
M	3 x 0.5	3.20
M	3.5 x 0.6	3.70
M	4 x 0.7	4.20
M	5 x 0.8	5.20
M	6 x 1.0	6.30
M	7 x 1.0	7.30
M	8 x 1.0	8.30
M	8 x 1.25	8.30
M	9 x 1.25	9.30
M	9 x 1.5	9.50
M	10 x 1.0	10.30
M	10 x 1.25	10.30
M	10 x 1.5	10.40
M	11 x 1.25	11.40
M	11 x 1.5	11.40
M	12 x 1.0	12.30
M	12 x 1.25	12.30
M	12 x 1.5	12.40
M	12 x 1.75	12.40
M	14 x 1.0	14.30
M	14 x 1.25	14.40
M	14 x 1.5	14.40
M	14 x 2.0	14.50
M	16 x 1.5	16.40
M	16 x 2.0	16.50
M	18 x 1.5	18.50
M	18 x 2.0	18.50
M	18 x 2.5	18.60
M	20 x 1.5	20.50
M	20 x 2.0	20.50
M	20 x 2.5	20.60
M	22 x 1.5	22.50
M	22 x 2.0	22.50
M	22 x 2.5	22.60
M	24 x 1.5	24.50
M	24 x 2.0	24.50
M	24 x 3.0	24.75
M	26 x 1.5	26.50
M	27 x 1.5	27.50
M	27 x 2.0	27.50
M	27 x 3.0	27.75
M	28 x 1.5	28.50
M	30 x 1.5	30.50
M	30 x 2.0	30.50
M	30 x 3.5	31.00
M	33 x 2.0	33.50
M	33 x 3.5	34.00
M	36 x 1.5	36.50
M	36 x 2.0	36.50

D	P	Ø
M/MF		mm
M	36 x 3.0	37.00
M	36 x 4.0	37.00
M	39 x 3.0	39.90
M	39 x 4.0	40.20
M	40 x 3.0	40.90
M	42 x 3.0	42.90
M	42 x 4.5	43.40
M	45 x 3.0	45.90
M	45 x 4.5	46.40
M	48 x 3.0	48.90
M	48 x 4.0	49.20
M	48 x 5.0	49.50
M	50 x 3.0	50.90
M	52 x 3.0	52.90
M	52 x 5.0	53.50
NC		mm
#	2 x 56	2.40
#	4 x 40	3.00
#	5 x 40	3.40
#	6 x 32	3.70
#	8 x 32	4.40
#	10 x 24	5.10
#	12 x 24	5.70
	1/4" x 20	6.70
	5/16" x 18	8.30
	3/8" x 16	9.90
	7/16" x 14	11.60
	1/2" x 13	13.00
	9/16" x 12	14.80
	5/8" x 11	16.50
	3/4" x 10	19.75
	7/8" x 9	23.00
	1" x 8	26.25
	1.1/8" x 7	29.50
	1.1/4" x 7	33.00
	1.3/8" x 6	36.00
	1.1/2" x 6	39.50

D	P	Ø
NF		
#	4 x 48	3.00
#	6 x 40	3.70
#	8 x 36	4.40
#	10 x 32	5.10
	1/4" x 28	6.60
	5/16" x 24	8.20
	3/8" x 24	9.80
	7/16" x 20	11.50
	1/2" x 20	13.00
	9/16" x 18	14.80
	5/8" x 18	16.25
	3/4" x 16	19.50
	7/8" x 14	22.75
	1" x 12	26.00
	1" x 14	26.00
	1.1/8" x 12	29.00
	1.1/4" x 12	32.50
	1.3/8" x 12	35.50
	1.1/2" x 12	38.50
UNx8		
	1.1/8" x 8	28.75
	1.1/4" x 8	31.75
	1.3/8" x 8	35.00
	1.1/2" x 8	38.00
	1.5/8" x 8	41.50
	1.3/4" x 8	44.50
	1.7/8" x 8	47.75
	2" x 8	50.90
BSW		
	1/8" x 40	3.40
	3/16" x 24	5.10
	1/4" x 20	6.70
	5/16" x 18	8.30
	3/8" x 16	9.90
	7/16" x 14	11.60
	1/2" x 12	13.00
	9/16" x 12	14.80
	5/8" x 11	16.70
	11/16" x 11	17.80
	3/4" x 10	20.00
	7/8" x 9	23.00
	1" x 8	26.50

D	P	Ø
BSF		
	3/16" x 32	5.00
	1/4" x 26	6.60
	5/16" x 22	8.30
	3/8" x 20	9.90
	7/16" x 18	11.60
	1/2" x 16	13.00
	9/16" x 16	14.80
	5/8" x 14	16.40
	11/16" x 14	17.70
	3/4" x 12	19.50
	7/8" x 11	22.70
	1" x 10	26.50
G(BSP)		
	1/8" x 28	10.00
	1/4" x 19	13.60
	3/8" x 19	17.10
	1/2" x 14	21.50
	5/8" x 14	23.40
	3/4" x 14	27.00
	7/8" x 14	30.60
	1" x 11	33.70
BA		
	0 x 25,40	6.20
	2 x 31,35	4.90
	4 x 38,48	3.80
	6 x 47,92	2.90
BS. Brass		
	1/4" x 26	6.50
	5/16" x 26	8.10
	3/8" x 26	9.70
	7/16" x 26	11.30
	1/2" x 26	12.90

DONNÉES TECHNIQUES POUR LES FILETS RAPPORTÉS SELON LA NORME DIN 8140

TECHNICAL DATA FOR WIRE-THREAD-INSERTS ACC. TO DIN 8140

M	S (mm)					T (mm)					R (mm)				
	1D	1.5D	2D	2.5D	3D	1D	1.5D	2D	2.5D	3D	1D	1.5D	2D	2.5D	3D
M2 x 0.40	3.80	4.80	5.80	6.80	7.80	3.40	4.40	5.40	6.40	7.40	2.00	3.00	4.00	5.00	6.00
M2.5 x 0.45	4.52	5.77	7.02	8.27	9.52	4.07	5.32	6.57	7.82	9.07	2.50	3.75	5.00	6.25	7.50
M3 x 0.50	5.25	6.75	8.25	9.75	11.25	4.75	6.25	7.75	9.25	10.75	3.00	4.50	6.00	7.50	9.00
M3.5 x 0.60	6.20	7.95	9.70	11.45	13.20	5.60	7.35	9.10	10.85	12.60	3.50	5.25	7.00	8.75	10.50
M4 x 0.70	7.15	9.15	11.15	13.15	15.15	6.45	8.45	10.45	12.45	14.45	4.00	6.00	8.00	10.00	12.00
M5 x 0.80	8.60	11.10	13.60	16.10	18.60	7.80	10.30	12.80	15.30	17.80	5.00	7.50	10.00	12.50	15.00
M6 x 1.00	10.50	13.50	16.50	19.50	22.50	9.50	12.50	15.50	18.50	21.50	6.00	9.00	12.00	15.00	18.00
M7 x 1.00	11.50	15.00	18.50	22.00	25.50	10.50	14.00	17.50	21.00	24.50	7.00	10.50	14.00	17.50	21.00
M8 x 1.25	13.62	17.62	21.62	25.62	29.62	12.37	16.37	20.37	24.37	28.37	8.00	12.00	16.00	20.00	24.00
M8 x 1.00	12.50	16.50	20.50	24.50	28.50	11.50	15.50	19.50	23.50	27.50	8.00	12.00	16.00	20.00	24.00
M9 x 1.25	14.62	19.12	23.62	28.13	32.62	13.37	17.87	22.37	26.87	31.37	9.00	13.50	18.00	22.50	27.00
M9 x 1.00	13.50	18.00	22.50	27.00	31.50	12.50	17.00	21.50	26.00	30.50	9.00	13.50	18.00	22.50	27.00
M10 x 1.50	16.75	21.75	26.75	31.75	36.75	15.25	20.25	25.25	30.25	35.25	10.00	15.00	20.00	25.00	30.00
M10 x 1.25	15.62	20.62	25.62	30.62	35.62	14.37	19.37	24.37	29.37	34.37	10.00	15.00	20.00	25.00	30.00
M10 x 1.00	14.50	19.50	24.50	29.50	34.50	13.50	18.50	23.50	28.50	33.50	10.00	15.00	20.00	25.00	30.00
M11 x 1.50	17.75	23.25	28.75	34.25	39.75	16.25	21.75	27.25	32.75	38.25	11.00	16.50	22.00	27.50	33.00
M11 x 1.25	16.62	22.12	27.62	33.12	38.62	15.37	20.87	26.37	31.87	37.37	11.00	16.50	22.00	27.50	33.00
M12 x 1.75	19.87	25.87	31.87	37.87	43.87	18.12	24.12	30.12	36.12	42.12	12.00	18.00	24.00	30.00	36.00
M12 x 1.50	18.75	24.75	30.75	36.75	42.75	17.25	23.25	29.25	35.25	41.25	12.00	18.00	24.00	30.00	36.00
M12 x 1.25	17.62	23.62	29.62	35.62	41.62	16.37	22.37	28.37	34.37	40.37	12.00	18.00	24.00	30.00	36.00
M14 x 2.00	23.00	30.00	37.00	44.00	51.00	21.00	28.00	35.00	42.00	49.00	14.00	21.00	28.00	35.00	42.00
M14 x 1.50	20.75	27.75	34.75	41.75	48.75	19.25	26.25	33.25	40.25	47.25	14.00	21.00	28.00	35.00	42.00
M14 x 1.25	19.62	26.62	33.62	40.62	47.62	18.37	25.37	32.37	39.37	46.37	14.00	21.00	28.00	35.00	42.00
M16 x 2.00	25.00	33.00	41.00	49.00	57.00	23.00	31.00	39.00	47.00	55.00	16.00	24.00	32.00	40.00	48.00
M16 x 1.50	22.75	30.75	38.75	46.75	54.75	21.25	29.25	37.25	45.25	53.25	16.00	24.00	32.00	40.00	48.00
M18 x 2.50	29.25	38.25	47.25	56.25	65.25	26.75	35.75	44.75	53.75	62.75	18.00	27.00	36.00	45.00	54.00
M18 x 2.00	27.00	36.00	45.00	54.00	63.00	25.00	34.00	43.00	52.00	61.00	18.00	27.00	36.00	45.00	54.00
M20 x 2.50	31.25	41.25	51.25	61.25	71.25	28.75	38.75	48.75	58.75	68.75	20.00	30.00	40.00	50.00	60.00
M20 x 2.00	29.00	39.00	49.00	59.00	69.00	27.00	37.00	47.00	57.00	67.00	20.00	30.00	40.00	50.00	60.00
M20 x 1.50	26.75	36.75	46.75	56.75	66.75	25.25	35.25	45.25	55.25	65.25	20.00	30.00	40.00	50.00	60.00
M22 x 2.50	33.25	44.25	55.25	66.25	77.25	30.75	41.75	52.75	63.75	74.75	22.00	33.00	44.00	55.00	66.00
M22 x 2.00	31.00	42.00	53.00	64.00	75.00	29.00	40.00	51.00	62.00	73.00	22.00	33.00	44.00	55.00	66.00
M22 x 1.50	28.75	39.75	50.75	61.75	72.75	27.25	38.25	49.25	60.25	71.25	22.00	33.00	44.00	55.00	66.00
M24 x 3.00	37.50	49.50	61.50	73.50	85.50	34.50	46.50	58.50	70.50	82.50	24.00	36.00	48.00	60.00	72.00
M24 x 2.00	33.00	45.00	57.00	69.00	81.00	31.00	43.00	55.00	67.00	79.00	24.00	36.00	48.00	60.00	72.00
M27 x 3.00	40.50	54.00	67.50	81.00	94.50	37.50	51.00	64.50	78.00	91.50	27.00	40.50	54.00	67.50	81.00
M27 x 2.00	36.00	49.50	63.00	76.50	90.00	34.00	47.50	61.00	74.50	88.00	27.00	40.50	54.00	67.50	81.00
M30 x 3.50	45.75	60.75	75.75	90.75	105.75	42.25	57.25	72.25	87.25	102.25	30.00	45.00	60.00	75.00	90.00
M30 x 3.00	43.50	58.50	73.50	88.50	103.50	40.50	55.50	70.50	85.50	100.50	30.00	45.00	60.00	75.00	90.00
M33 x 3.50	48.75	65.25	81.75	98.25	114.75	45.25	61.75	78.25	94.75	111.25	33.00	49.50	66.00	82.50	99.00
M36 x 4.00	54.00	72.00	90.00	108.00	126.00	50.00	68.00	86.00	104.00	122.00	36.00	54.00	72.00	90.00	108.00
M36 x 3.00	49.50	67.50	85.50	103.50	121.50	46.50	64.50	82.50	100.50	118.50	36.00	54.00	72.00	90.00	108.00
M39 x 4.00	57.00	76.50	96.00	115.50	135.00	53.00	72.50	92.00	111.50	131.00	39.00	58.50	78.00	97.50	117.00
M42 x 4.50	62.25	83.25	104.25	125.25	146.25	57.75	78.75	99.75	120.75	141.75	42.00	63.00	84.00	105.00	126.00
M42 x 3.00	55.50	76.50	97.50	118.50	139.50	52.50	73.50	94.50	115.50	136.50	42.00	63.00	84.00	105.00	126.00

S : Longueur de perçage
T : Longueur de taraudage
R : Longueur d'installation

S: Drilling length
T: Tapping length
R: Installation length

DONNÉES TECHNIQUES POUR LES FILETS RAPPORTÉS SELON LA NORME DIN 8140

TECHNICAL DATA FOR WIRE-THREAD-INSERTS ACC. TO DIN 8140

NF	S (Pouce / Inch)					T (Pouce / Inch)					R (Pouce / Inch)				
	1D	1.5D	2D	2.5D	3D	1D	1.5D	2D	2.5D	3D	1D	1.5D	2D	2.5D	3D
2 - 64	.156	.199	.242	.285	.328	.141	.184	.227	.270	.313	.086	.129	.172	.215	.258
3 - 56	.179	.229	.278	.328	.377	.161	.210	.260	.310	.359	.099	.148	.198	.247	.297
4 - 48	.206	.262	.318	.374	.430	.185	.241	.297	.353	.409	.112	.168	.224	.280	.336
5 - 44	.227	.290	.352	.414	.477	.204	.267	.329	.391	.454	.125	.187	.250	.312	.375
6 - 40	.250	.319	.388	.457	.526	.225	.294	.363	.432	.501	.138	.207	.276	.345	.414
8 - 36	.289	.371	.453	.535	.617	.261	.343	.425	.507	.589	.164	.246	.328	.410	.492
10 - 32	.331	.426	.521	.616	.711	.299	.394	.489	.584	.679	.190	.285	.380	.475	.570
1/4" - 28	.411	.536	.661	.786	.911	.375	.500	.625	.750	.875	.250	.375	.500	.625	.750
5/16" - 24	.500	.656	.812	.969	1.125	.458	.614	.771	.927	1.083	.312	.469	.625	.781	.937
3/8" - 24	.562	.750	.937	1.124	1.312	.521	.708	.896	1.083	1.271	.375	.562	.750	.937	1.125
7/16" - 20	.662	.881	1.100	1.319	1.537	.612	.831	1.050	1.269	1.487	.437	.656	.875	1.094	1.312
1/2" - 20	.725	.975	1.225	1.475	1.725	.675	.925	1.175	1.425	1.675	.500	.750	1.000	1.250	1.500
9/16" - 18	.811	1.093	1.374	1.655	1.936	.756	1.038	1.319	1.600	1.881	.562	.844	1.125	1.406	1.687
5/8" - 18	.874	1.187	1.500	1.812	2.124	.819	1.132	1.444	1.757	2.069	.625	.937	1.250	1.562	1.875
3/4" - 16	1.031	1.406	1.781	2.156	2.531	.969	1.344	1.719	2.094	2.469	.750	1.125	1.500	1.875	2.250
7/8" - 14	1.196	1.634	2.071	2.509	2.946	1.125	1.562	2.000	2.437	2.875	.875	1.312	1.750	2.187	2.625
1" - 12	1.375	1.875	2.375	2.875	3.375	1.292	1.792	2.292	2.792	3.292	1.000	1.500	2.000	2.500	3.000
1.1/8" - 12	1.500	2.062	2.625	3.187	3.750	1.417	1.979	2.542	3.104	3.667	1.125	1.687	2.250	2.812	3.375
1.1/4" - 12	1.625	2.250	2.875	3.500	4.125	1.542	2.167	2.792	3.417	4.042	1.250	1.875	2.500	3.125	3.750
1.3/8" - 12	1.750	2.438	3.125	3.813	4.500	1.667	2.354	3.042	3.729	4.417	1.375	2.062	2.750	3.437	4.125
1.1/2" - 12	1.875	2.625	3.375	4.125	4.875	1.792	2.542	3.292	4.042	4.792	1.500	2.250	3.000	3.750	4.500
NC	1D	1.5D	2D	2.5D	3D	1D	1.5D	2D	2.5D	3D	1D	1.5D	2D	2.5D	3D
2 - 56	.166	.209	.252	.295	.338	.148	.191	.234	.277	.320	.086	.129	.172	.215	.258
3 - 48	.193	.242	.292	.341	.391	.172	.221	.271	.320	.370	.099	.148	.198	.247	.297
4 - 40	.224	.280	.336	.392	.448	.199	.255	.311	.367	.423	.112	.168	.224	.280	.336
5 - 40	.237	.300	.362	.425	.487	.212	.275	.337	.400	.462	.125	.187	.250	.312	.375
6 - 32	.279	.348	.417	.486	.555	.247	.316	.385	.454	.523	.138	.207	.276	.345	.414
8 - 32	.305	.387	.469	.551	.633	.273	.355	.437	.519	.601	.164	.246	.328	.410	.492
10 - 24	.377	.472	.567	.662	.757	.336	.431	.526	.621	.716	.190	.285	.380	.475	.570
12 - 24	.403	.511	.619	.727	.835	.362	.470	.578	.686	.794	.216	.324	.432	.540	.648
1/4" - 20	.475	.600	.725	.850	.975	.425	.550	.675	.800	.925	.250	.375	.500	.625	.750
5/16" - 18	.562	.718	.875	1.031	1.187	.507	.663	.819	.975	1.132	.312	.469	.625	.781	.937
3/8" - 16	.656	.844	1.031	1.219	1.406	.594	.781	.969	1.156	1.344	.375	.562	.750	.937	1.125
7/16" - 14	.758	.977	1.196	1.415	1.633	.687	.906	1.125	1.344	1.562	.437	.656	.875	1.094	1.312
1/2" - 13	.846	1.096	1.346	1.596	1.846	.769	1.019	1.269	1.519	1.769	.500	.750	1.000	1.250	1.500
9/16" - 12	.937	1.219	1.500	1.781	2.062	.854	1.135	1.417	1.698	1.979	.562	.844	1.125	1.406	1.687
5/8" - 11	1.034	1.347	1.659	1.972	2.284	.943	1.256	1.568	1.881	2.193	.625	.937	1.250	1.562	1.875
3/4" - 10	1.200	1.575	1.950	2.325	2.700	1.100	1.475	1.850	2.225	2.600	.750	1.125	1.500	1.875	2.250
7/8" - 9	1.375	1.812	2.250	2.687	3.125	1.264	1.701	2.139	2.576	3.014	.875	1.312	1.750	2.187	2.625
1" - 8	1.562	2.062	2.562	3.062	3.562	1.437	1.937	2.437	2.937	3.437	1.000	1.500	2.000	2.500	3.000
1.1/8" - 7	1.768	2.330	2.893	3.455	4.018	1.625	2.187	2.750	3.312	3.875	1.125	1.687	2.250	2.812	3.375
1.1/4" - 7	1.893	2.518	3.143	3.768	4.393	1.750	2.375	3.000	3.625	4.250	1.250	1.875	2.500	3.125	3.750
1.3/8" - 6	2.125	2.812	3.500	4.187	4.875	1.958	2.646	3.333	4.021	4.708	1.375	2.062	2.750	3.437	4.125
1.1/2" - 6	2.250	3.000	3.750	4.500	5.250	2.083	2.833	3.583	4.333	5.083	1.500	2.250	3.000	3.750	4.500

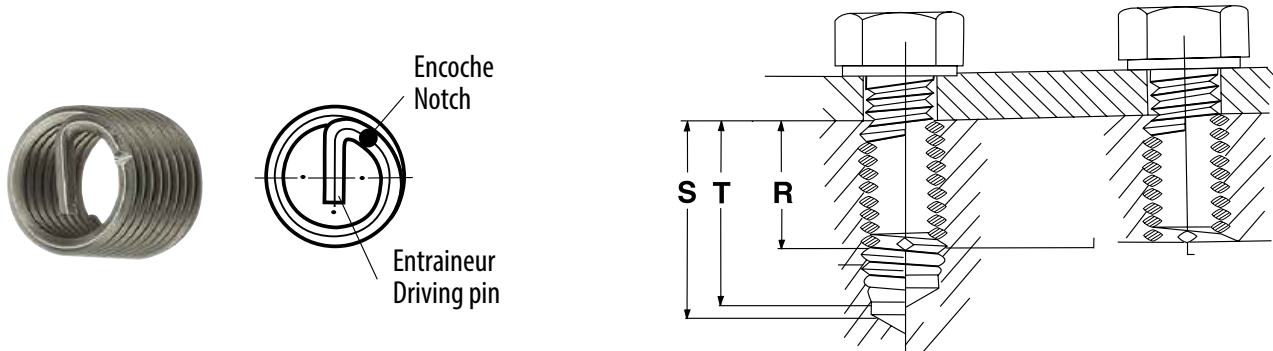
S : Longueur de perçage
T : Longueur de taraudage
R : Longueur d'installation

S: Drilling length
T: Tapping length
R: Installation length

DONNÉES TECHNIQUES POUR LES FILETS RAPPORTÉS SELON LA NORME DIN 8140

TECHNICAL DATA FOR WIRE-THREAD-INSERTS ACC. TO DIN 8140

	S (Pouce / Inch)					T (Pouce / Inch)					R (Pouce / Inch)				
	1D	1.5D	2D	2.5D	3D	1D	1.5D	2D	2.5D	3D	1D	1.5D	2D	2.5D	3D
BSF															
3/16" - 32	.328	.422	.515	.609	.703	.297	.390	.484	.578	.672	.187	.281	.375	.469	.562
1/4" - 26	.423	.548	.673	.798	.923	.385	.510	.635	.760	.885	.250	.375	.500	.625	.750
5/16" - 22	.517	.673	.829	.986	1.142	.472	.628	.784	.940	1.096	.312	.469	.625	.781	.937
3/8" - 20	.600	.787	.975	1.162	1.350	.550	.737	.925	1.112	1.300	.375	.562	.750	.937	1.125
7/16" - 18	.687	.906	1.124	1.343	1.562	.632	.851	1.069	1.288	1.507	.437	.656	.875	1.094	1.312
1/2" - 16	.781	1.031	1.281	1.531	1.781	.719	.969	1.219	1.469	1.719	.500	.750	1.000	1.250	1.500
9/16" - 16	.844	1.125	1.406	1.687	1.969	.781	1.062	1.344	1.625	1.906	.562	.844	1.125	1.406	1.687
5/8" - 14	.946	1.259	1.571	1.884	2.196	.875	1.187	1.500	1.812	2.125	.625	.937	1.250	1.562	1.875
3/4" - 12	1.125	1.500	1.875	2.250	2.625	1.042	1.417	1.792	2.167	2.542	.750	1.125	1.500	1.875	2.250
7/8" - 11	1.284	1.722	2.159	2.596	3.034	1.193	1.631	2.068	2.506	2.943	.875	1.312	1.750	2.187	2.625
1" - 10	1.450	1.950	2.450	2.950	3.450	1.350	1.850	2.350	2.850	3.350	1.000	1.500	2.000	2.500	3.000
1.1/8" - 9	1.625	2.187	2.750	3.312	3.875	1.514	2.076	2.639	3.201	3.764	1.125	1.687	2.250	2.812	3.375
1.1/4" - 9	1.750	2.375	3.000	3.625	4.250	1.639	2.264	2.889	3.514	4.139	1.250	1.875	2.500	3.125	3.750
1.3/8" - 8	1.937	2.625	3.312	4.000	4.687	1.812	2.500	3.187	3.875	4.562	1.375	2.062	2.750	3.437	4.125
1.1/2" - 8	2.062	2.812	3.562	4.312	5.062	1.937	2.687	3.437	4.187	4.937	1.500	2.250	3.000	3.750	4.500
BSW															
1/8" - 40	.237	.300	.362	.425	.487	.212	.275	.337	.400	.462	.125	.187	.250	.312	.375
3/16" - 24	.375	.469	.562	.656	.750	.333	.427	.521	.614	.708	.187	.281	.375	.469	.562
1/4" - 20	.475	.600	.725	.850	.975	.425	.550	.675	.800	.925	.250	.375	.500	.625	.750
5/16" - 18	.562	.718	.875	1.031	1.187	.507	.663	.819	.975	1.132	.312	.469	.625	.781	.937
3/8" - 16	.656	.844	1.031	1.219	1.406	.594	.781	.969	1.156	1.344	.375	.562	.750	.937	1.125
7/16" - 14	.758	.977	1.196	1.415	1.633	.687	.906	1.125	1.344	1.562	.437	.656	.875	1.094	1.312
1/2" - 12	.875	1.125	1.375	1.625	1.875	.792	1.042	1.292	1.542	1.792	.500	.750	1.000	1.250	1.500
9/16" - 12	.937	1.219	1.500	1.781	2.062	.854	1.135	1.417	1.698	1.979	.562	.844	1.125	1.406	1.687
5/8" - 11	1.034	1.347	1.659	1.972	2.284	.943	1.256	1.568	1.881	2.193	.625	.937	1.250	1.562	1.875
3/4" - 10	1.200	1.575	1.950	2.325	2.700	1.100	1.475	1.850	2.225	2.600	.750	1.125	1.500	1.875	2.250
7/8" - 9	1.375	1.812	2.250	2.687	3.125	1.264	1.701	2.139	2.576	3.014	.875	1.312	1.750	2.187	2.625
1" - 8	1.562	2.062	2.562	3.062	3.562	1.437	1.937	2.437	2.937	3.437	1.000	1.500	2.000	2.500	3.000
1.1/8" - 7	1.768	2.330	2.893	3.455	4.018	1.625	2.187	2.750	3.312	3.875	1.125	1.687	2.250	2.812	3.375
1.1/4" - 7	1.893	2.518	3.143	3.768	4.393	1.750	2.375	3.000	3.625	4.250	1.250	1.875	2.500	3.125	3.750
1.1/2" - 6	2.250	3.000	3.750	4.500	5.250	2.083	2.833	3.583	4.333	5.083	1.500	2.250	3.000	3.750	4.500
G(BSP)															
1/8" - 28	.286	.348	.411	.473	.536	.250	.312	.375	.437	.500	.125	.187	.250	.312	.375
1/4" - 19	.487	.612	.737	.862	.987	.434	.559	.684	.809	.934	.250	.375	.500	.625	.750
3/8" - 19	.612	.799	.987	1.174	1.362	.559	.747	.934	1.122	1.309	.375	.562	.750	.937	1.125
1/2" - 14	.821	1.071	1.321	1.571	1.821	.750	1.000	1.250	1.500	1.750	.500	.750	1.000	1.250	1.500
5/8" - 14	.946	1.258	1.571	1.883	2.196	.875	1.187	1.500	1.812	2.125	.625	.937	1.250	1.562	1.875
3/4" - 14	1.071	1.446	1.821	2.196	2.571	1.000	1.375	1.750	2.125	2.500	.750	1.125	1.500	1.875	2.250
7/8" - 14	1.196	1.634	2.071	2.509	2.946	1.125	1.562	2.000	2.437	2.875	.875	1.312	1.750	2.187	2.625
1" - 11	1.409	1.909	2.409	2.909	3.409	1.318	1.818	2.318	2.818	3.318	1.000	1.500	2.000	2.500	3.000
1.1/4" - 11	1.660	2.284	2.909	3.534	4.159	1.568	2.193	2.818	3.443	4.068	1.250	1.875	2.500	3.125	3.750
1.1/2" - 11	1.909	2.659	3.409	4.159	4.909	1.818	2.568	3.318	4.068	4.818	1.500	2.250	3.000	3.750	4.500





Distribué par / Distributed by:

A large, empty white rounded rectangle with a thin white border, intended for the distributor's name.



Importé par / Imported by:

998 Jean-Neveu, Longueuil, Qc J4G 2M1
☎ : 450-442-4232 / 1-800-442-2535 📠 : 450-442-9212
✉ : ventes@mascoutech.com / sales@mascoutech.com

05/2023

www.
mascoutech
.com